

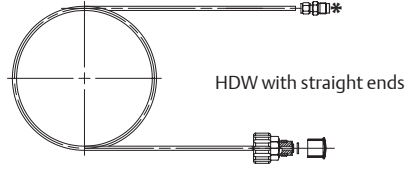


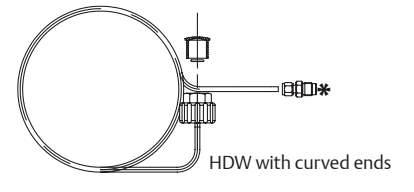


High Pressure Pigtail Assemblies

The pigtail assembly consists of a metal cylinder lead, that is either a looped tube or a flexible hose with a gas specific connector at one end and a compression fitting at the other end. It is used to interconnect the Compact Panel manifold to a storage gas cylinder or a cylinder bundle. Loop construction permits spacing adjustments between cylinders. TESCOM Pigtails are made of Stainless Steel and available for various national gas cylinder valves. TESCOM Pigtails are designed for high pressure applications up to a nominal pressure of 4350 psig / 300 bar. **All TESCOM Pigtails are manufactured with a compression fitting 6 mm.**

FLEXIBLE HOSE PIGTAIL, STAINLESS STEEL WITH ANTI-KINK SPRINGS		PIGTAIL RIGID, LOOPED TUBE, STAINLESS STEEL
 <p>Standard: Anti-Kink Springs</p>	 <p>Option E – Integrated purging valve Required for KPM, manual changeover</p>	 <p>HDW with straight ends</p>
 <p>Option L – 90° Elbow</p>	 <p>Option F – Anti-Whip cable</p>	 <p>HDW with curved ends</p>

*Contains just compression ring.

High Pressure Pigtail Part Number Selector

HDS-9-3-F – High pressure flexible hose for Oxygen according to DIN 477-1, 2900 psig / 200 bar, No.9.

Example part number:

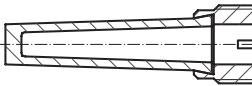
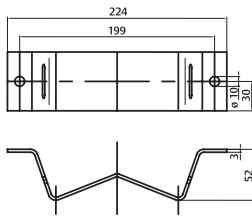
HDS - 9 - 3 - F

PIGTAIL TYPE	BASIC SERIES	CYLINDER CONNECTION – National Standard*	LENGTH	OPTIONS **	CERTIFICATES
Flexible hose	HDS	N – NPT 1/4" female 1 – DIN 477-1, 200 bar, No.1 6 – DIN 477-1, 200 bar, No.6 9 – DIN 477-1, 200 bar, No.9 10 – DIN 477-1, 200 bar, No.10 13 – DIN 477-1, 200 bar, No.13 14 – DIN 477-1, 200 bar, No.14 54 – DIN 477-5, 300 bar, No.54 55 – DIN 477-5, 300 bar, No.55 56 – DIN 477-5, 300 bar, No.56 57 – DIN 477-5, 300 bar, No.57 59 – DIN 477-5, 300 bar, No.59 LU1 – NEN3268, LU1 LU4 – NEN3268, LU4 LI2 – NEN3268, LI2 RI2 – NEN3268, RI2 RU1 – NEN3268, RU1 RU3 – NEN3268, RU3 RU4 – NEN3268, RU4 RU6 – NEN3268, RU6 BS3 – BS 341, No.3 BS4 – BS 341, No.4 BS8 – BS 341, No.8	1 – 1 m 2 – 2 m 3 – 3 m 5 – 5 m	F – Anti-whip cable mounted to the hose; with incorporated fixtures or loops for external fixing E – Integrated purging valve to control the purging of the hose system before disconnecting L – 90° Elbow at cylinder connection to prevent the kinking and cracking of the hose at cylinder or bundle side G – Anti-whip cable with two loops and 90° Elbow at cylinder connection	Z – 3.1
Pigtail rigid	HDW		-	C – curved end (standard) S – straight end ** Other options available on request	

* Other National Standards on request, for example CGA or AFNOR. Spare Parts (O-Rings, Gaskets) available on request.

Additional Accessories Ordering Information

PART NUMBER	DESCRIPTION
D44924	Gas Cylinder bracket (wall mounted type)
D02316	Sintered filter for inlet connection of compact panel (Brass version)
D42724-XX-01	<ul style="list-style-type: none"> Gas type label 70 x 270 x 1.5 (lasered) Please indicate gas type when ordering Gas table D41716 will be sent on request



OXYGEN

COMPRESSION FITTING FOR OUTLET, G 1/4" MALE		
METRIC TUBE SIZE	PART NUMBER RELATING TO MATERIAL	
	Brass	Stainless Steel
6 mm	D40619	D40579
8 mm	D42669	D42754
10 mm	D41756	D41933
12 mm	D44792	ERAA02388
IMPERIAL TUBE SIZE		
Ø 1/8"	D41329	D41362
Ø 1/4"	D41328	D41360
Ø 3/8"	B-600-1-4RS	SS-600-1-4RS
Ø 1/2"	-	D51252

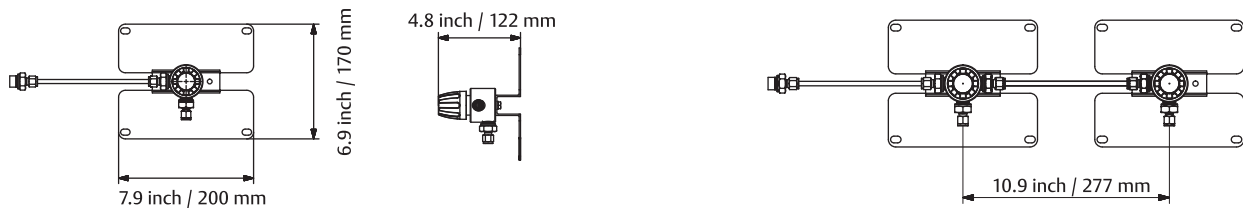
FITTINGS FOR RELIEF VALVE OUTLET, MATERIAL BRASS		
THREAD	TUBE SIZE	PART NUMBER
M12x1	Ø 8 mm	D51275

Manifold Extension Kit for Automatic or Manual Changeover Compact Panel

Facilitates the extension of the 2 x 1 CP; allows for the connection of additional cylinders to the CP system. Mounted on wall bracket. Available in two versions:


1. Manifold with shut-off valve

Enables the exchange of an empty cylinder without the interruption of the gas flow.



2. Manifold without shut-off valve

Pure extension function. Cylinders must be changed at the same time.



Manifold Extension Kit Part Number Selector

Example part number:

ERCA02607 - L71 G V

BASIC SERIES	MATERIAL	OUTLET CONNECTION	SHUT OFF VALVE	PERFORMANCE
ERCA02607	1 - Brass 6 - Stainless Steel	G - G3/8a for KP1, KP12, KPA, KPA2 N - 1/4" NPT for KPME	V - with shutt off valve T - w/o shutt off valve	Blank - Standard R - reduced for H2 + He