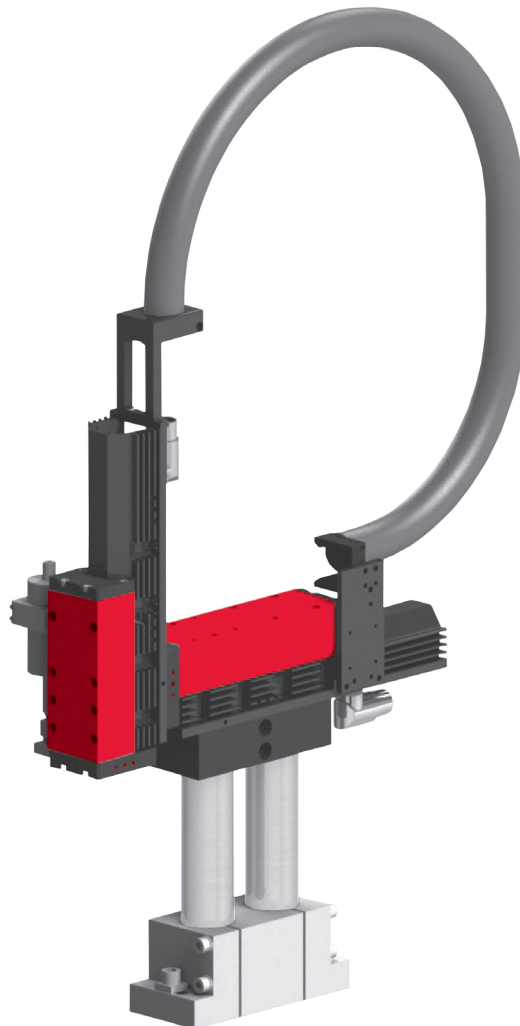


Electrical handling systems

EPS maxi YZ

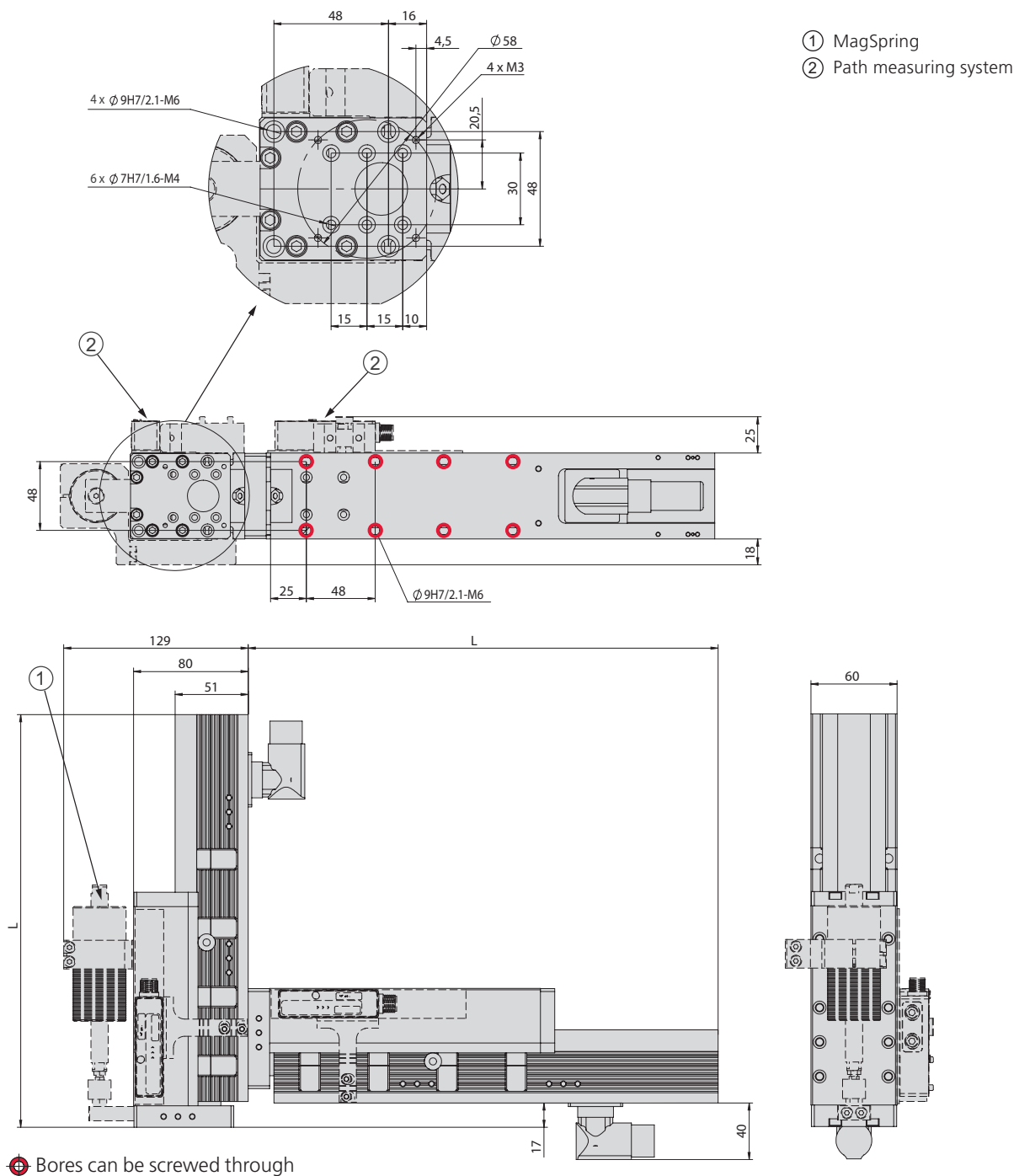


- Powerful, robust boom system
- Dynamic even at higher loads
- Vertical module with joining forces up to 255 N

Dimensions

EPS maxi YZ

Type	L
ES30-050-SL	288 mm
ES30-100-SL	328 mm
ES30-100	328 mm
ES30-200-SL	428 mm
ES30-200	428 mm
ES30-300	528 mm
ES30-400	628 mm
ES30-500	728 mm



EPS maxi YZ	
Order number	50444430
Drive type	electrical, linear motor
Repeat accuracy	± 0.05 mm
- with external path measuring system (1 µm)	± 0.02 mm
Temperature range	0 ... 50 °C
Control block with 5/3, 5/2 or vacuum units	up to 6 valves

Type	Y-axis
Axis	ES30
Stroke horizontal	50, 100, 200, 300, 400, 500 mm
Maximum speed	3.2 m/s
Peak force	255 N
Permanent force	51 N

Type	Z-axis
Axis	ES30
Stroke vertical	50, 100, 200, 300, 400, 500 mm
Maximum speed	3.2 m/s
Peak force	255 N
Permanent force	51 N

Included in the delivery *

- 2x Ø 7h6 Centring sleeves
- 4x Ø 9h7 Centring sleeves
- MagSpring
- Hose or drag chain
- Motor cable
- Completely wired
- Controller parametrised

Accessories

(Catalogue HT accessories)

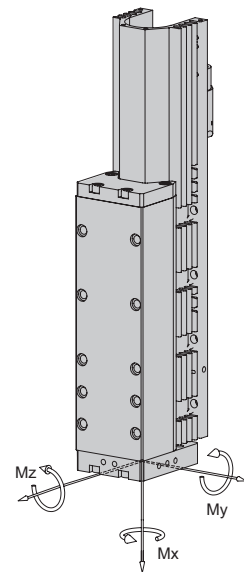
- Console
- Valve block
- (Catalogue HT components linear)
- Path measuring system
- (Catalogue HT components gripping/rotating)
- Rotary modules
- Grpper modules

* Deviations possible depending on installed peripherals

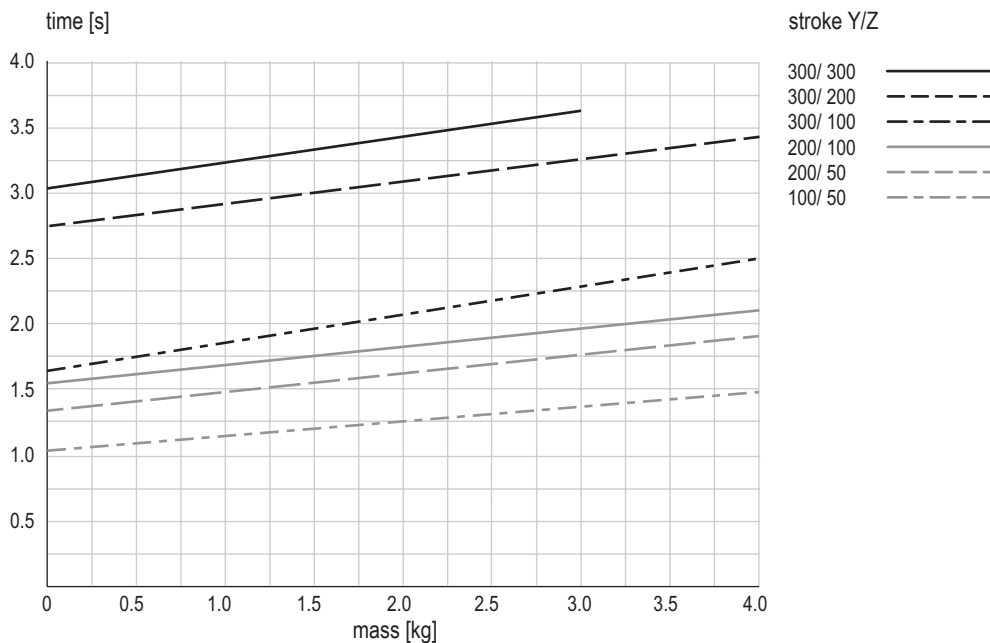
Warranty: 24 months following commissioning, but a maximum of 27 months following delivery

Type	ES30-SL	ES30
Dynamic torque Mx	30 Nm	30 Nm
Dynamic torque My	40 Nm	80 Nm
Dynamic torque Mz	40 Nm	80 Nm

Payload (centric)							
Stroke Y	50 mm	100 mm	200 mm	300 mm	400 mm	500 mm	
Stroke Z							
50 mm	8 kg	7 kg	6 kg	5 kg	4 kg	3 kg	
100 mm	7 kg	6 kg	5 kg	4 kg	3 kg	2 kg	
200 mm	6 kg	5 kg	4 kg	3 kg	2 kg	1 kg	
300 mm	5 kg	4 kg	3 kg	2 kg	1 kg	0.5 kg	
400 mm	4 kg	3 kg	2 kg	1 kg	0.5 kg	-	
500 mm	3 kg	2 kg	1 kg	0.5 kg	-	-	



Cycle times EPS maxi YZ for Pick & Place



Times including 2 x 100 ms gripping time

Comment:

The values in the chart correspond to a Pick & Place cycle (6 subsequent movements + 2 x 100 ms gripping time). The indicated mass is centrally installed at the vertical linear unit. Standstill times of handling permit shorter movement times. In exceptions, e.g. at eccentric mass or high requirements to accuracy, the value may be exceeded.