

Data sheet

Sheet No.: GHM 2.01 Rev. C

Date: September 2011



G-Series

Performance Data – (Hydraulic)

Double-Acting Actuators G-Series

Actuator Model	Displacement (cu cm)		Maximum Operating Pressure (MOP)* (Bar)	Approximate Weight of Actuator (kg)
	Inboard	Outboard		
G01001.5	90.1	137.5	344.8	51
G01101.7	126.2	186.8	271.6	51.7
G01102.0	183.5	244.2	207.9	52
G01102.2	249.1	309.7	164.3	52.6
G01102.5	321.2	381.8	133.1	53
G01103.0	488.3	550.6	92.4	54.9
G01103.5	688.3	748.9	67.9	56
G2101.7	152.5	226	332.3	64
G2102.0	221	295	254.5	66
G2102.2	300	373.5	201	67
G2102.5	388.5	459	163	67
G2103.0	590	665.5	113	69
G2103.5	832.5	906	83	70
G2104.0	1109.5	1180	63.6	72
G3102.0	219.5	360.5	344.8	96
G3102.2	314.5	455.5	289	97
G3102.5	423	563.5	234	98
G3103.0	672	811	162.6	98
G3103.5	963.5	1103	119.4	100
G3104.0	1301	1442	91.4	102
G3104.5	1688	1819	72.3	103
G4102.5	438	683	344.7	165
G4103.0	737	983	268	169
G4103.5	1095	1340	196.7	167
G4104.0	1504	1753	150.6	166
Actuator Model	Inboard	Outboard	Maximum Operating Pressure (MOP)* (Bar)	Approximate Weight of Actuator (kg)
	Displacement (cu cm)			

NOTE:

- 
 Standard configuration produces clockwise rotation when the inboard side of piston is pressurized. Inboard side of piston equals < torque.
- 
 Standard configuration produces counterclockwise rotation when the outboard side of piston is pressurized. Outboard side of piston equals > torque.



* **Maximum Operating Pressure (MOP)** – The maximum recommended pressure at which the actuator should be operated.
Maximum Relief Valve Set Pressure (MRP) – The maximum recommended relief pressure value set point. MRP is calculated by multiplying MOP times 1.15 for G-Series actuators.
Maximum System Pressure (MSP) – The maximum allowable system supply pressure to which an actuator may be exposed. MSP is calculated by multiplying MOP times 1.25 for G-Series actuators.

BETTIS™


EMERSON™

Data sheet

Sheet No.: GHM 2.02 Rev. C



Date: September 2011

G-Series

Performance Data – (Hydraulic)

Double-Acting Actuators G-Series (cont.)

Actuator Model	Displacement (cu cm)		Maximum Operating Pressure (MOP)* (Bar)	Approximate Weight of Actuator (kg)
	Inboard	Outboard		
G4104.5	1966	2212	119	167
G4105.0	2491	2737	96.4	170
G4106.0	3687	3933	67	170
G5103.5	1163	1737	344.7	328
G5104.0	1704	2261	266	346
G5104.5	2294	2868	210	337
G5105.0	2966	3540	170	342
G5106.0	4523	5096	118	341
G5107.0	6375	6932	87	345
G5108.0	8488	9062	66.5	385
G7104.0	1901	2786	344.7	596
G7104.5	2638	3523	332	601
G7105.0	3458	4343	269	608
G7106.0	5375	6260	186.6	623
G7107.0	7636	8521	137	635
G7108.0	10242	11127	105.6	638
G7109.0	13192	14076	83	664
G7110.0	16502	17370	67	694
G8105.0	3589	5146	344.7	894
G8106.0	5850	7407	254	934
G8107.0	8538	10094	186.6	928
G8108.0	11618	13175	143	919
G8109.0	15125	16682	113	933
G8110.0	19042	20599	91.4	935
G8112.0	28104	29661	63.5	979
Actuator Model	Inboard	Outboard	Maximum Operating Pressure (MOP)* (Bar)	Approximate Weight of Actuator (kg)
	Displacement (cu cm)			

- NOTE:
-  Standard configuration produces clockwise rotation when the inboard side of piston is pressurized. Inboard side of piston equals < torque.
 -  Standard configuration produces counterclockwise rotation when the outboard side of piston is pressurized. Outboard side of piston equals > torque.



* **Maximum Operating Pressure (MOP)** – The maximum recommended pressure at which the actuator should be operated.
Maximum Relief Valve Set Pressure (MRP) – The maximum recommended relief pressure value set point. MRP is calculated by multiplying MOP times 1.15 for G-Series actuators.
Maximum System Pressure (MSP) – The maximum allowable system supply pressure to which an actuator may be exposed. MSP is calculated by multiplying MOP times 1.25 for G-Series actuators.

BETTIS™


EMERSON™

Data sheet

Sheet No.: GHM 2.03 Rev. C

Date: September 2011

G-Series



Performance Data – (Hydraulic)

Double-Acting Actuators G-Series (cont.)

Actuator Model	Displacement (cu cm)		Maximum Operating Pressure (MOP)* (Bar)	Approximate Weight of Actuator (kg)
	Inboard	Outboard		
G10106.0	6883	9734	344.7	1463
G10107.0	10389	13241	284.4	1456
G10108.0	14437	17305	217.7	1521
G10109.0	19042	21893	172	1547
G10110.0	24171	27022	139.3	1572
G10112.0	36068	38919	96.7	1612
G10114.0	50112	52979	71	1801
G13108.0	16682	22237	338.7	2712
G13109.0	22581	28153	267.6	2759
G13110.0	29185	34757	217	2751
G13111.0	36488	42047	179	2754
G13112.0	44474	50046	150.5	2756
G13114.0	62549	68105	110.6	2833
G13116.0	83394	88965	84.7	2922
G13118.0	107024	112596	67	2997

Actuator Model	Inboard	Outboard	Maximum Operating Pressure (MOP)* (Bar)	Approximate Weight of Actuator (kg)
	Displacement (cu cm)			

NOTE:

-  Standard configuration produces clockwise rotation when the inboard side of piston is pressurized. Inboard side of piston equals < torque.
-  Standard configuration produces counterclockwise rotation when the outboard side of piston is pressurized. Outboard side of piston equals > torque.



* **Maximum Operating Pressure (MOP)** – The maximum recommended pressure at which the actuator should be operated.
Maximum Relief Valve Set Pressure (MRP) – The maximum recommended relief pressure value set point. MRP is calculated by multiplying MOP times 1.15 for G-Series actuators.
Maximum System Pressure (MSP) – The maximum allowable system supply pressure to which an actuator may be exposed. MSP is calculated by multiplying MOP times 1.25 for G-Series actuators.

BETTIS™


EMERSON™

Data sheet

Sheet No.: GHM 2.04 Rev. C

Date: September 2011

G-Series

Performance Data – (Hydraulic)

Spring-Return Actuators

G-Series

Actuator Model	Inboard Displacement Per Stroke (cu cm)	Maximum Operating Pressure (MOP)* (Bar)	Approximate Weight of Actuator (kg)
G01101.5-SR4	90.1	344.7	114.8
G01101.7-SR4	126.2	332.3	115.1
SR3	126.2	332.3	119.3
SR2	126.2	332.3	121.6
SR1	126.2	332.3	122.5
G01102.0-SR4	183.5	254.5	115.7
SR3	183.5	254.5	119.8
SR2	183.5	254.5	122.5
SR1	183.5	254.5	123.4
G01102.2-SR4	249.1	201.1	116.1
SR3	249.1	201.1	120.2
SR2	249.1	201.1	122.5
SR1	249.1	201.1	123.4
G01102.5-SR4	321.2	162.9	116.6
SR3	321.2	162.9	120.7
SR2	321.2	162.9	123.4
SR1	321.2	162.9	123.8
G01103.0-SR4	488.3	113.1	117.9
SR3	488.3	113.1	122.0
SR2	488.3	113.1	124.3
SR1	488.3	113.1	125.2
G01103.5-SR4	688.3	83.1	119.8
SR3	688.3	83.1	123.8
SR2	688.3	83.1	126.1
SR1	688.3	83.1	127.0
G2101.7-SR6	152.5	344.8	134
SR5	152.5	344.8	152
SR4	152.5	344.8	152
SR3	152.5	344.8	159
SR2	152.5	344.8	159
G2102.0-SR6	221	339.3	136
SR5	221	339.3	154
SR4	221	339.3	154
SR3	221	339.3	161
SR2	221	339.3	161
SR1	221	339.3	165
Actuator Model	Inboard Displacement Per Stroke (cu cm)	Maximum Operating Pressure (MOP)* (Bar)	Approximate Weight of Actuator (kg)

Actuator Model	Inboard Displacement Per Stroke (cu cm)	Maximum Operating Pressure (MOP)* (Bar)	Approximate Weight of Actuator (kg)
G2102.2-SR6	300	250.6	136
SR5	300	250.6	154
SR4	300	250.6	154
SR3	300	250.6	161
SR2	300	250.6	161
SR1	300	250.6	166
G2102.5-SR6	388.5	194	137
SR5	388.5	194	155
SR4	388.5	194	155
SR3	388.5	194	161
SR2	388.5	194	161
SR1	388.5	194	166
G2103.0-SR6	590	127.2	138
SR5	590	127.2	156
SR4	590	127.2	156
SR3	590	127.2	163
SR2	589.9	127.2	163
SR1	589.9	127.2	168
G2103.5-SR6	832.5	90.5	140
SR5	832.5	90.5	158
SR4	832.5	90.5	158
SR3	832.5	90.5	165
SR2	832.5	90.5	165
SR1	832.5	90.5	169
G2104.0-SR6	1109.4	67.8	141
SR5	1109.4	67.8	159
SR4	1109.4	67.8	159
SR3	1109.4	67.8	166
SR2	1109.4	67.8	166
SR1	1109.4	67.8	171
G3102.0-SR4	219.5	344.8	222
G3102.2-SR4	314.5	344.8	223
SR3	314.5	344.8	230
SR2	314.5	344.8	237
SR1	314.5	344.8	241
G3102.5-SR4	423	312	224
SR3	423	312	231
SR2	423	312	238
SR1	423	312	242
Actuator Model	Inboard Displacement Per Stroke (cu cm)	Maximum Operating Pressure (MOP)* (Bar)	Approximate Weight of Actuator (kg)

* **Maximum Operating Pressure (MOP)** – The maximum recommended pressure at which the actuator should be operated.

Maximum Relief Valve Set Pressure (MRP) – The maximum recommended relief pressure value set point. MRP is calculated by multiplying MOP times 1.15 for G-Series actuators.

Maximum System Pressure (MSP) – The maximum allowable system supply pressure to which an actuator may be exposed. MSP is calculated by multiplying MOP times 1.25 for G-Series actuators.

BETTIS™


EMERSON™

Copyright © Emerson. The information in this document is subject to change without notice. Updated data sheets can be obtained from our website www.emerson.com/bettis or from your Emerson Automation Solutions - Actuation Technologies Center:

America's: +1 281 477 4100 Europe: +36 22 53 0950 Asia/Pacific: +65 67 77 8211

Data sheet

Sheet No.: GHM 2.05 Rev. C

Date: September 2011

G-Series

Performance Data – (Hydraulic)

Spring-Return Actuators

G-Series (cont.)

Actuator Model	Inboard Displacement Per Stroke (cu cm)	Maximum Operating Pressure (MOP)* (Bar)	Approximate Weight of Actuator (kg)
G3103.0-SR4	672	196.7	224
SR3	672	196.7	231
SR2	672	196.7	238
SR1	672	196.7	243
G3103.5-SR4	963.5	137	226
SR3	963.5	137	233
SR2	963.5	137	240
SR1	963.5	137	244
G3104.0-SR4	1301	101.4	229
SR3	1301	101.4	235
SR2	1301	101.4	242
SR1	1301	101.4	247
G3104.5-SR4	1688	78.3	229
SR3	1688	78.3	236
SR2	1688	78.3	243
SR1	1688	78.3	248
G4102.5-SR4	438	344.7	366
G4103.0-SR4	737	344.7	371
SR3	737	344.7	397
SR2	737	344.7	405
SR1	737	344.7	409
G4103.5-SR4	1095	241	376
SR3	1095	241	404
SR2	1095	241	410
SR1	1095	241	417
G4104.0-SR4	1504	175.3	376
SR3	1504	175.3	403
SR2	1504	175.3	410
SR1	1504	175.3	417
G4104.5-SR4	1966	134	376
SR3	1966	134	404
SR2	1966	134	410
SR1	1966	134	417
G4105.0-SR4	2491	106	379
SR3	2491	106	406
SR2	2491	106	413
SR1	2491	106	420
Actuator Model	Inboard Displacement Per Stroke (cu cm)	Maximum Operating Pressure (MOP)* (Bar)	Approximate Weight of Actuator (kg)

Actuator Model	Inboard Displacement Per Stroke (cu cm)	Maximum Operating Pressure (MOP)* (Bar)	Approximate Weight of Actuator (kg)
G4106.0-SR4	3687	71.4	372
SR3	3687	71.4	399
SR2	3687	71.4	406
SR1	3687	71.4	410
G5103.5-SR4	1163	344.7	685
SR3	1163	344.7	714
G5104.0-SR4	1704	344.7	726
SR3	1704	344.7	755
SR2	1704	344.7	780
SR1	1704	344.7	778
G5104.5-SR4	2294	262	718
SR3	2294	262	747
SR2	2294	262	772
SR1	2294	262	770
G5105.0-SR4	2966	202.7	722
SR3	2966	202.7	752
SR2	2966	202.7	777
SR1	2966	202.7	774
G5106.0-SR4	4523	133	721
SR3	4523	133	750
SR2	4523	133	775
SR1	4523	133	773
G5107.0-SR4	6375	94.6	725
SR3	6375	94.6	755
SR2	6375	94.6	780
SR1	6375	94.6	777
G5108.0-SR4	8488	71	742
SR3	8488	71	771
SR2	8488	71	796
SR1	8488	71	793
G7104.0-SR4	1901	344.7	1190
SR3	1901	344.7	1151
G7104.5-SR4	2638	344.7	1194
SR3	2638	344.7	1154
SR2	2638	344.7	1314
SR1	2638	344.7	1276
Actuator Model	Inboard Displacement Per Stroke (cu cm)	Maximum Operating Pressure (MOP)* (Bar)	Approximate Weight of Actuator (kg)

* **Maximum Operating Pressure (MOP)** – The maximum recommended pressure at which the actuator should be operated.

Maximum Relief Valve Set Pressure (MRP) – The maximum recommended relief pressure value set point. MRP is calculated by multiplying MOP times 1.15 for G-Series actuators.

Maximum System Pressure (MSP) – The maximum allowable system supply pressure to which an actuator may be exposed. MSP is calculated by multiplying MOP times 1.25 for G-Series actuators.

BETTIS™

Copyright © Emerson. The information in this document is subject to change without notice. Updated data sheets can be obtained from our website www.emerson.com/bettis or from your Emerson Automation Solutions - Actuation Technologies Center:

America's: +1 281 477 4100 Europe: +36 22 53 0950 Asia/Pacific: +65 67 77 8211



EMERSON™

Data sheet

Sheet No.: GHM 2.06 Rev. C

Date: September 2011

G-Series

Performance Data – (Hydraulic)

Spring-Return Actuators

G-Series (cont.)

Actuator Model	Inboard Displacement Per Stroke (cu cm)	Maximum Operating Pressure (MOP)* (Bar)	Approximate Weight of Actuator (kg)
G7105.0-SR4	3458	337	1201
SR3	3458	337	1162
SR2	3458	337	1321
SR1	3458	337	1283
G7106.0-SR4	5375	217	1102
SR3	5375	217	1040
SR2	5375	217	1151
SR1	5375	217	1088
G7107.0-SR4	7636	153	1115
SR3	7636	153	1052
SR2	7636	153	1164
SR1	7636	153	1101
G7108.0-SR4	10242	114	1117
SR3	10242	114	1055
SR2	10242	114	1167
SR1	10242	114	1104
G7109.0-SR4	13192	88.5	1151
SR3	13192	88.5	1089
SR2	13192	88.5	1201
SR1	13192	88.5	1138
G7110.0-SR4	16502	70.8	1288
SR3	16502	70.8	1248
SR2	16502	70.8	1407
SR1	16502	70.8	1369
G8105.0-SR3	3589	344.7	2055
SR3	3589	344.7	2128
G8106.0-SR3	5850	321.6	2066
SR2	5850	321.6	2139
SR1	5850	321.6	2271
G8107.0-SR3	8538	220.7	2060
SR2	8538	220.7	2132
SR1	8538	220.7	2264
G8108.0-SR3	11618	162	2050
SR2	11618	162	2123
SR1	11618	162	2255
G8109.0-SR3	15125	124.5	2065
SR2	15125	124.5	2137
SR1	15125	124.5	2269
Actuator Model	Inboard Displacement Per Stroke (cu cm)	Maximum Operating Pressure (MOP)* (Bar)	Approximate Weight of Actuator (kg)

Actuator Model	Inboard Displacement Per Stroke (cu cm)	Maximum Operating Pressure (MOP)* (Bar)	Approximate Weight of Actuator (kg)
G8110.0-SR3	19042	99	2067
SR2	19042	99	2140
SR1	19042	99	2272
G8112.0-SR3	28104	67	2140
SR2	28104	67	2213
SR1	28104	67	2345
G10106.0-SR4	6883	344.7	3116
G10107.0-SR4	10389	344.7	3108
SR3	10389	344.7	3272
SR2	10389	344.7	3449
SR1	10389	344.7	3657
G10108.0-SR4	14437	260.8	3127
SR3	14437	260.8	3291
SR2	14437	260.8	3468
SR1	14437	260.8	3676
G10109.0-SR4	19042	195.8	3153
SR3	19042	195.8	3317
SR2	19042	195.8	3493
SR1	19042	195.8	3702
G10110.0-SR4	24171	155.8	3179
SR3	24171	155.8	3342
SR2	24171	155.8	3519
SR1	24171	155.8	3728
G10112.0-SR4	36068	104.5	3219
SR3	36068	104.5	3382
SR2	36068	104.5	3559
SR1	36068	104.5	3768
G10114.0-SR4	50112	75.2	3452
SR3	50112	75.2	3615
SR2	50112	75.2	3792
SR1	50112	75.2	4001
G13108.0-SR4	16682	344.8	5944
SR3	16682	344.8	6277
SR2	16682	344.8	6828
G13109.0-SR4	22581	333.5	5990
SR3	22581	333.5	6323
SR2	22581	333.5	6874
SR1	22581	333.5	7208
Actuator Model	Inboard Displacement Per Stroke (cu cm)	Maximum Operating Pressure (MOP)* (Bar)	Approximate Weight of Actuator (kg)

* **Maximum Operating Pressure (MOP)** – The maximum recommended pressure at which the actuator should be operated.

Maximum Relief Valve Set Pressure (MRP) – The maximum recommended relief pressure value set point. MRP is calculated by multiplying MOP times 1.15 for G-Series actuators.

Maximum System Pressure (MSP) – The maximum allowable system supply pressure to which an actuator may be exposed. MSP is calculated by multiplying MOP times 1.25 for G-Series actuators.

BETTIS™

Copyright © Emerson. The information in this document is subject to change without notice. Updated data sheets can be obtained from our website www.emerson.com/bettis or from your Emerson Automation Solutions - Actuation Technologies Center:

America's: +1 281 477 4100 Europe: +36 22 53 0950 Asia/Pacific: +65 67 77 8211


EMERSON™

Data sheet

Sheet No.: GHM 2.07 Rev. C

Date: September 2011

G-Series

Performance Data – (Hydraulic)

Spring-Return Actuators

G-Series (cont.)

Actuator Model	Inboard Displacement Per Stroke (cu cm)	Maximum Operating Pressure (MOP)* (Bar)	Approximate Weight of Actuator (kg)
G13110.0-SR4	29185	258	5982
SR3	29185	258	6316
SR2	29185	258	6867
SR1	29185	258	7200
G13111.0-SR4	36488	206.4	5985
SR3	36488	206.4	6319
SR2	36488	206.4	6970
SR1	36488	206.4	7303
G13112.0-SR4	44474	169.3	5988
SR3	44474	169.3	6321
SR2	44474	169.3	6872
SR1	44474	169.3	7205
G13114.0-SR4	62549	120.5	6064
SR3	62549	120.5	6398
SR2	62549	120.5	6949
SR1	62549	120.5	7282
G13116.0-SR4	83394	90.3	6153
SR3	83394	90.3	6487
SR2	83394	90.3	7038
SR1	83394	90.3	7371
G13118.0-SR4	107024	70.4	6229
SR3	107024	70.4	6562
SR2	107024	70.4	7113
SR1	107024	70.4	7446
Actuator Model	Inboard Displacement Per Stroke (cu cm)	Maximum Operating Pressure (MOP)* (Bar)	Approximate Weight of Actuator (kg)

* **Maximum Operating Pressure (MOP)** – The maximum recommended pressure at which the actuator should be operated.

Maximum Relief Valve Set Pressure (MRP) – The maximum recommended relief pressure value set point. MRP is calculated by multiplying MOP times 1.15 for G-Series actuators.

Maximum System Pressure (MSP) – The maximum allowable system supply pressure to which an actuator may be exposed. MSP is calculated by multiplying MOP times 1.25 for G-Series actuators.

BETTIS[™]



EMERSON[™]

Copyright © Emerson. The information in this document is subject to change without notice. Updated data sheets can be obtained from our website www.emerson.com/bettis or from your Emerson Automation Solutions - Actuation Technologies Center:

America's: +1 281 477 4100 Europe: +36 22 53 0950 Asia/Pacific: +65 67 77 8211