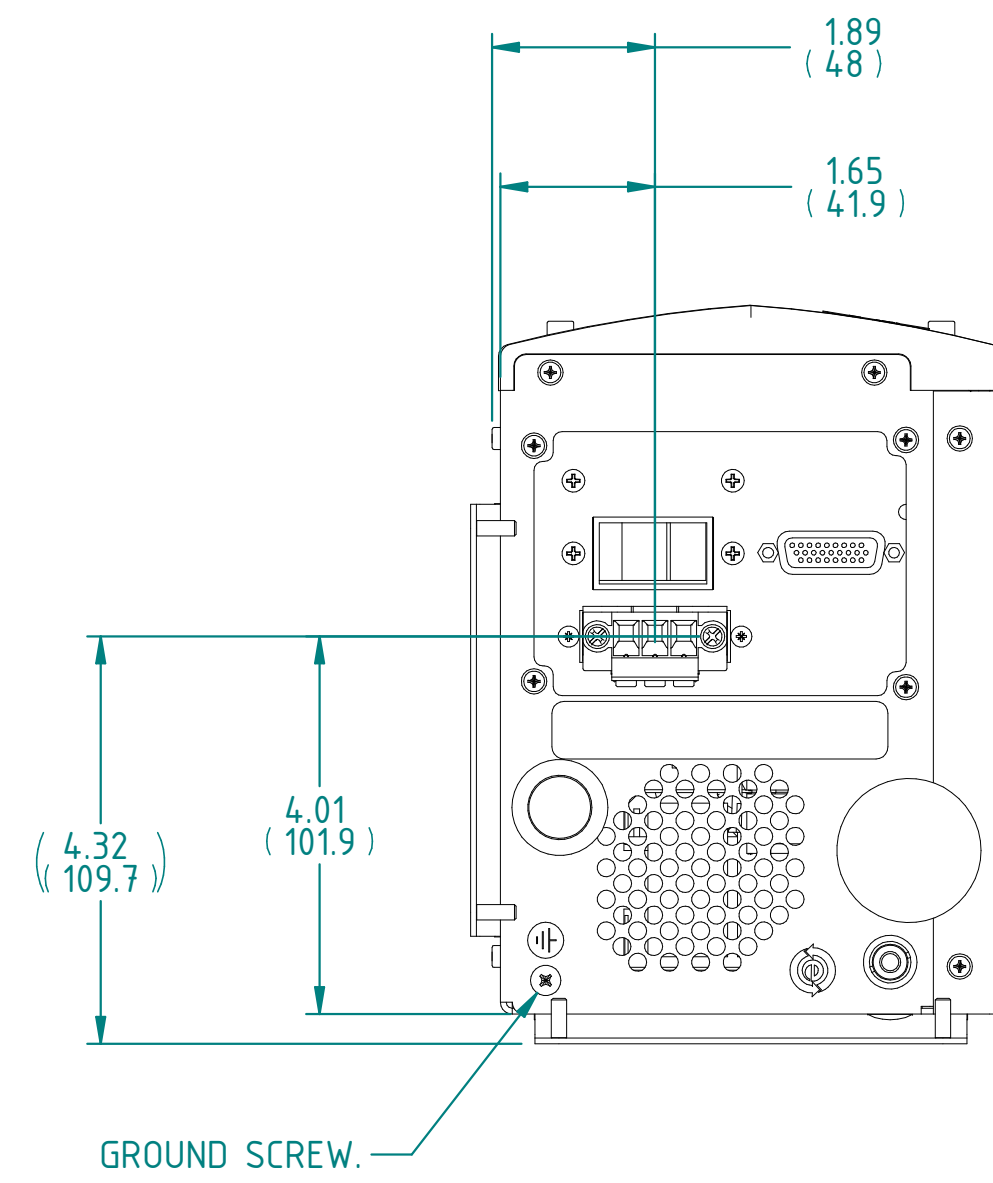
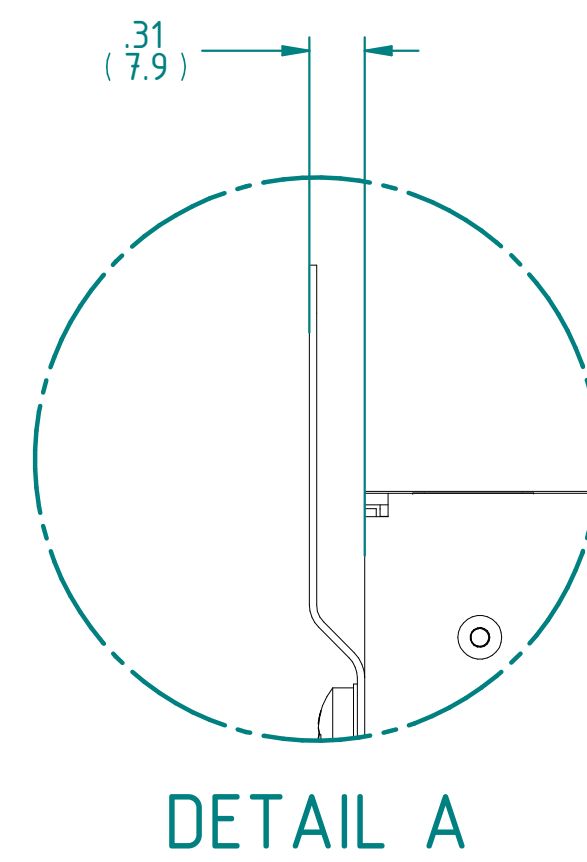
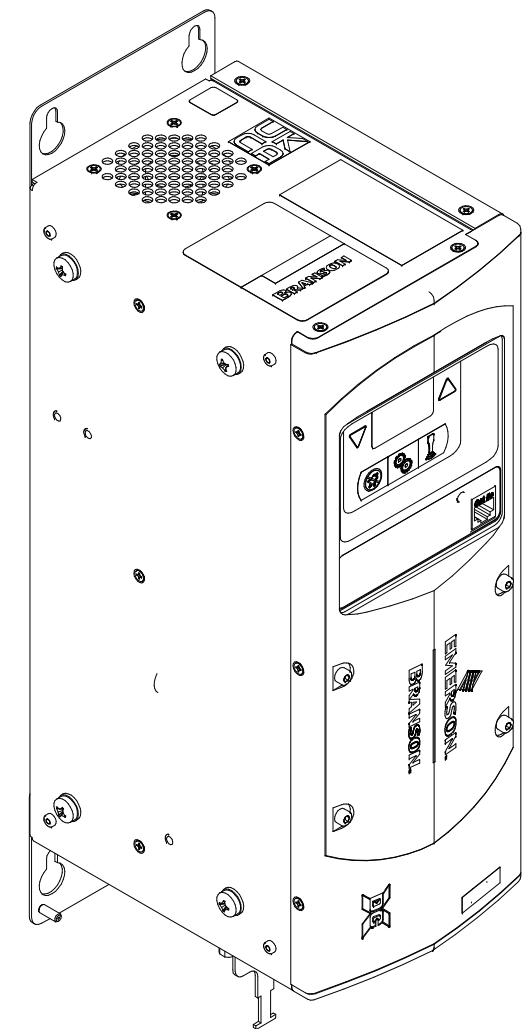
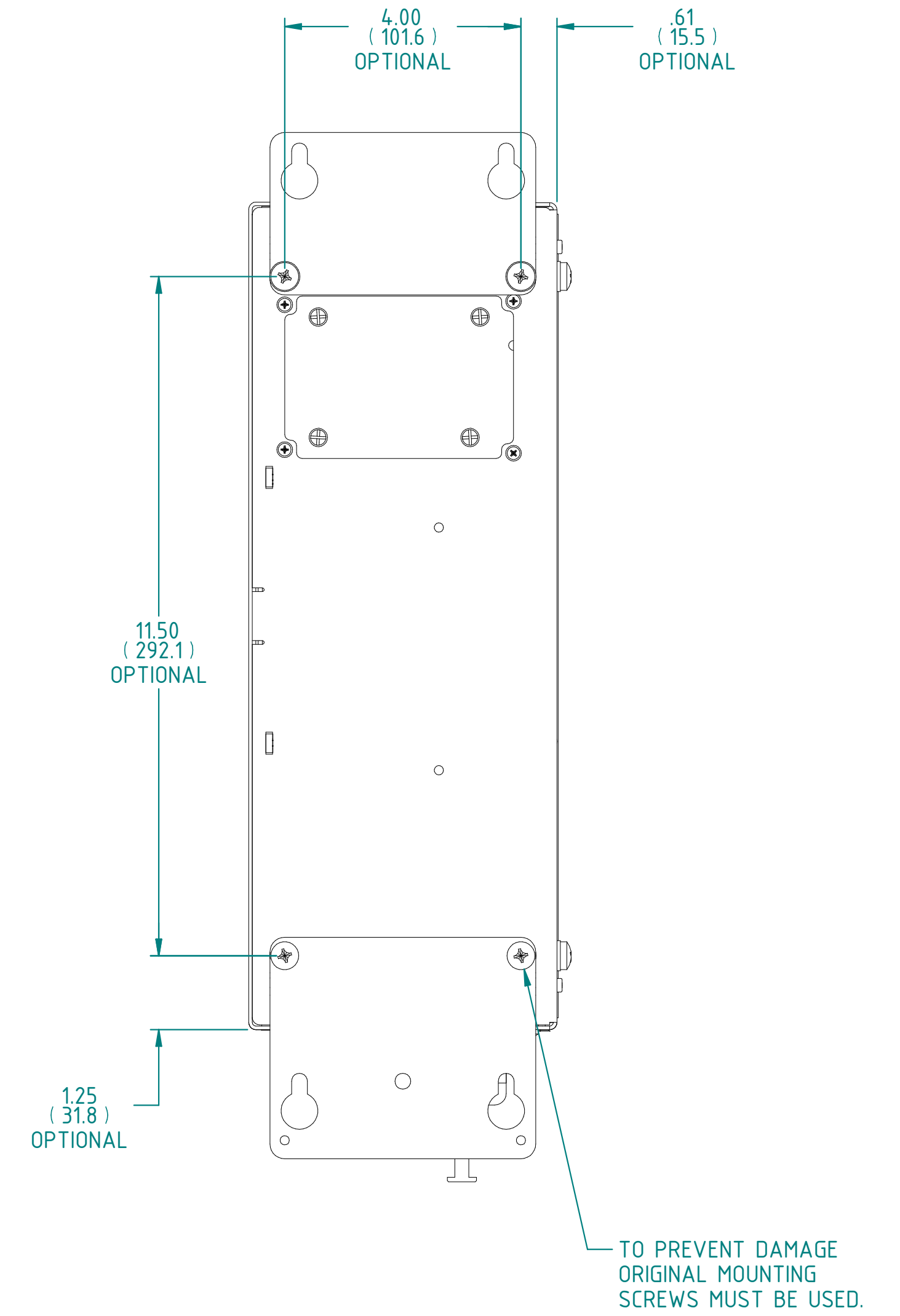
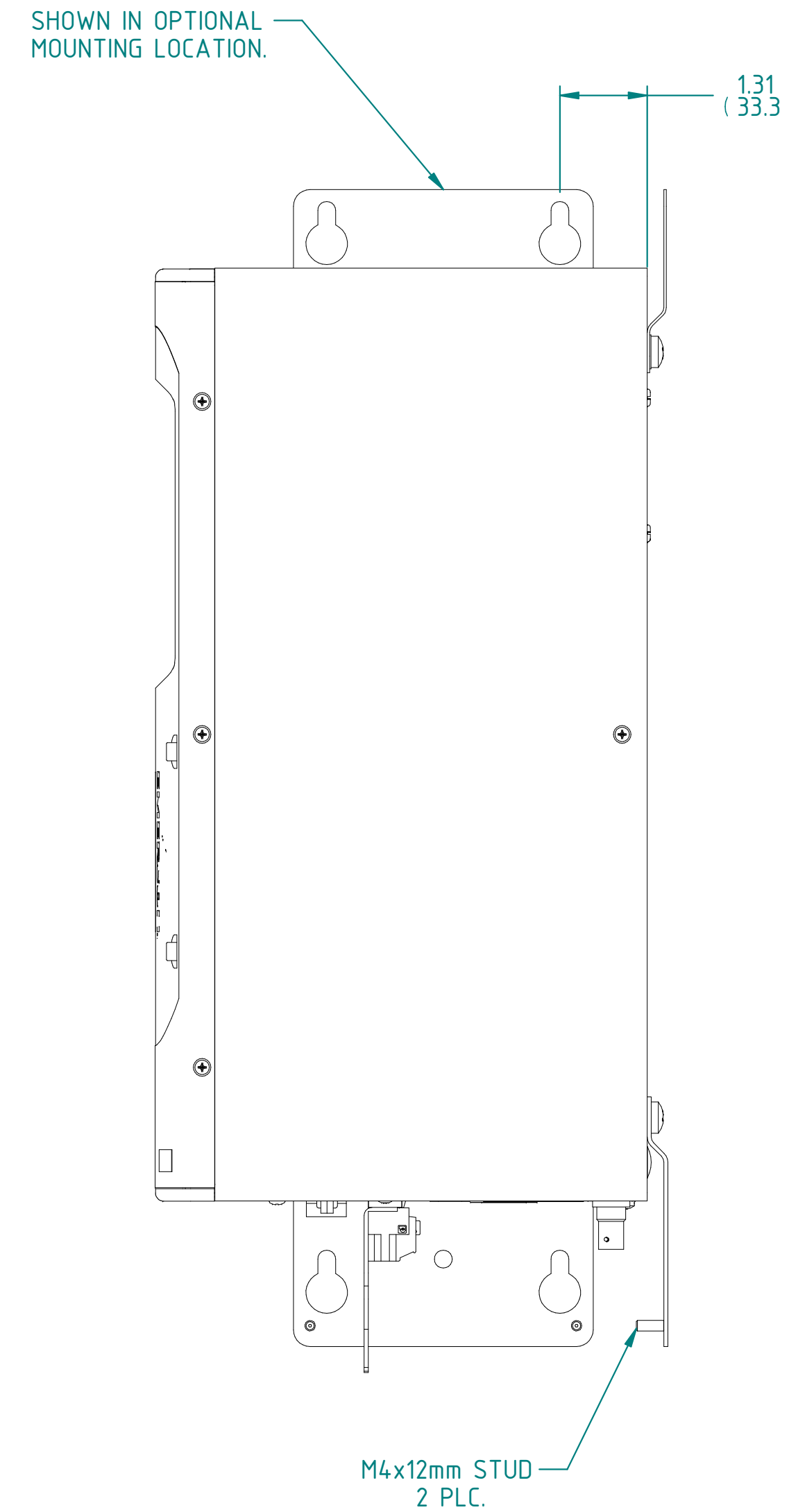
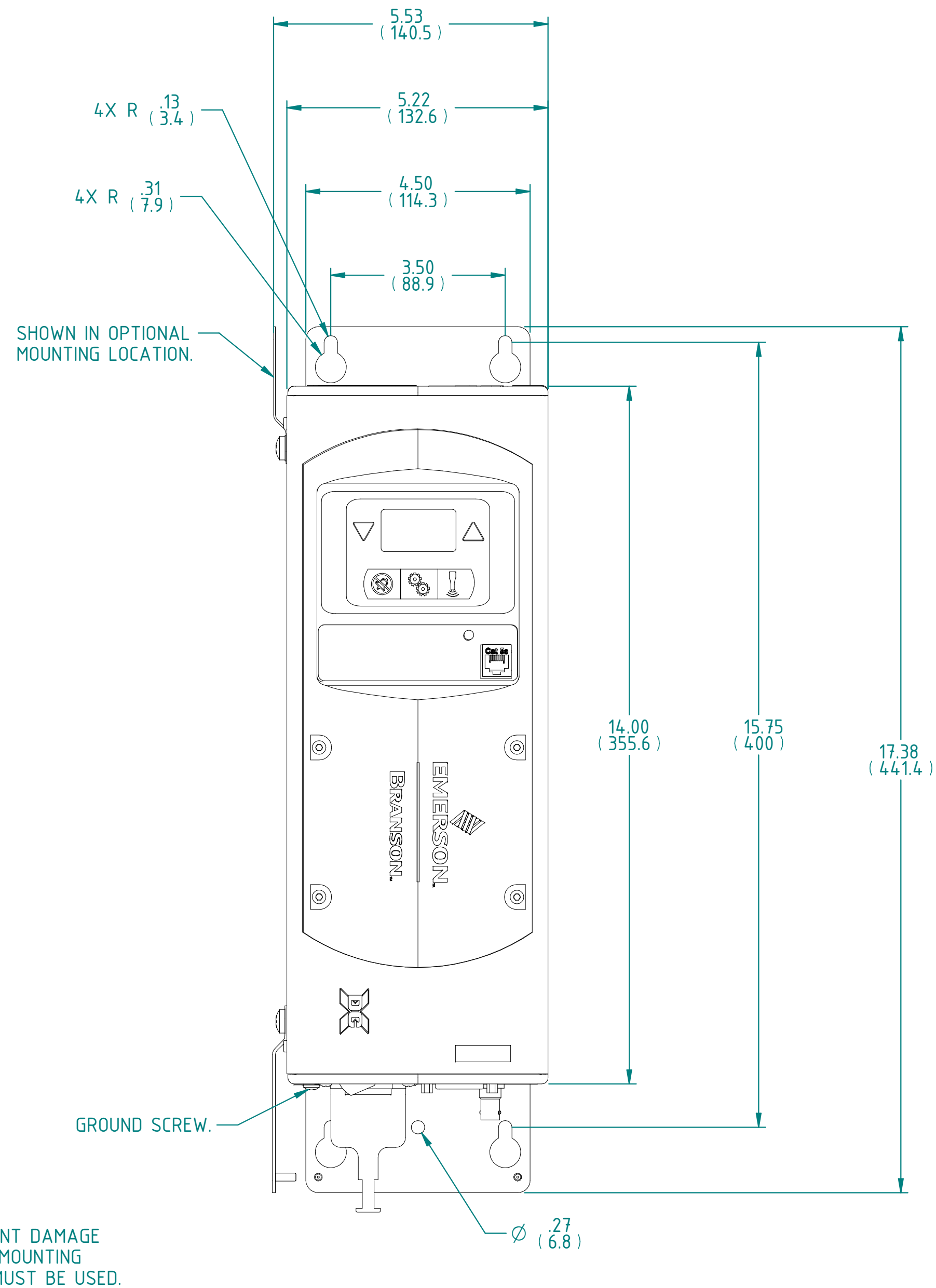
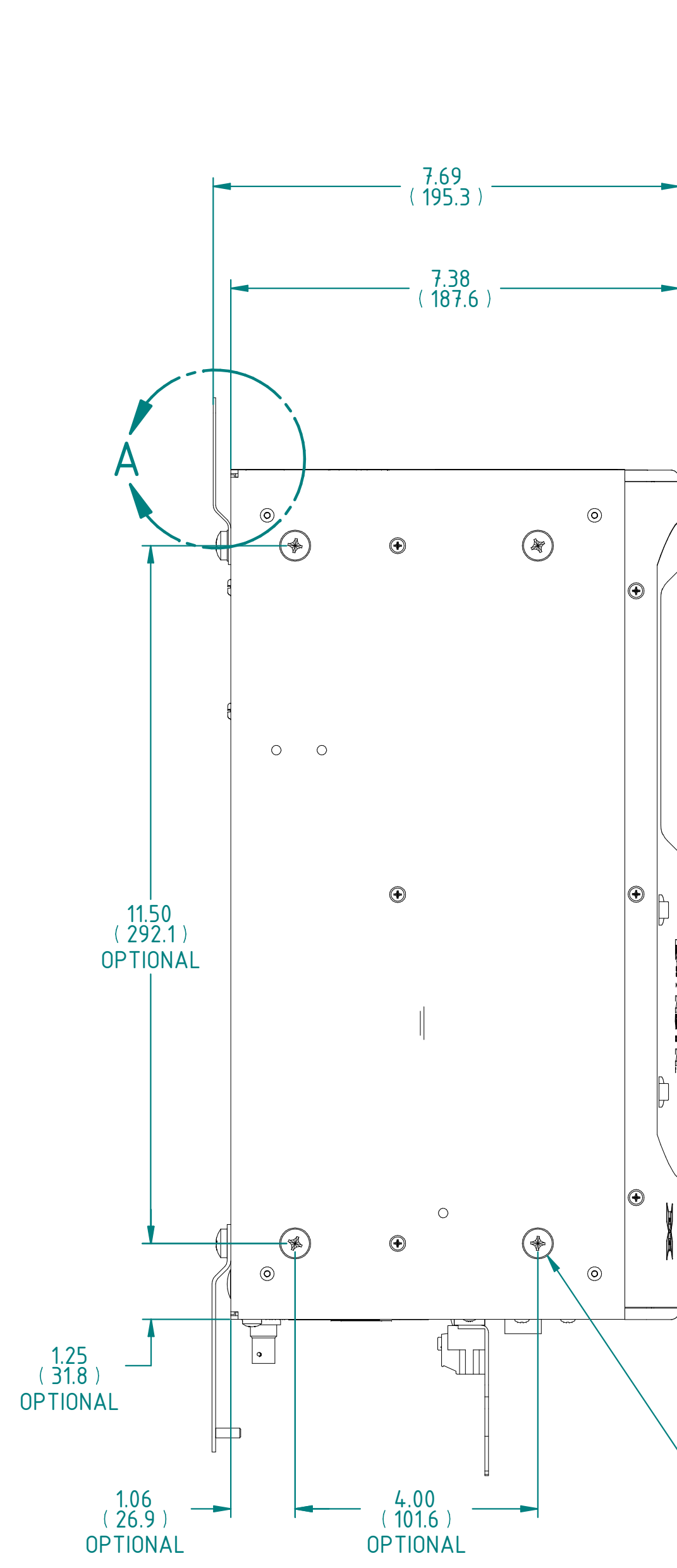


REVISIONS						
ZONE	REV	DESCRIPTION	DATE	ECN/ECO	DRAWN	APPR.
FG9	01	DIMENSIONS 7.69 WAS 7.44 AND 7.38 WAS 7.13	10/23/13	20332	CRS	JVL
C4-C5, G6-H8	02	UPDATED TO SHOW THE CHANGES OF BOTTOM BRACKET; ADDED DIMENSION 5.53 & .27; ADDED 4X TO DIMENSIONS .13 & .31; CORRECTED MINOR DETAILS.	2/7/2018	22264	AAMG	JVL
ALL	03	UPDATED PER IMPACT ANALYSIS	1/13/23	104476	JCN	HTR
ALL	04	UPDATED PER IMPACT ANALYSIS	3/8/23	104618	JCN	HTR



- NOTES: UNLESS OTHER SPECIFIED
1. ALL DIMENSIONS ARE APPROXIMATE.
  2. 3.0in (76mm) RECOMMENDED CLEARANCE ON THE TOP FOR FAN.
  3. 5.0in (127mm) RECOMMENDED CLEARANCE ON THE BOTTOM FOR CABLES.

<small>UNLESS OTHERWISE SPECIFIED: DIMENSIONS ARE IN INCHES AND TOLERANCES ARE: 2 PLACE DECIMALS ±.005 3 PLACE DECIMALS ±.0005 4 PLACE DECIMALS ±.00005 ANGLES ±1° FRACTIONS 1/32 SURFACE FINISH</small> <b>GD &amp; T Standard ASME Y 14.5</b> <small>SECONDARY DIMENSIONS ARE PROVIDED FOR REFERENCE ONLY</small>	<small>This PROPRIETARY Document is property of Branson Ultrasonics Corp., Brookfield, CT. It is confidential in nature, non-transferable, and issued with the clear understanding that it is not traced or copied without permission and is returnable upon demand.</small>		<small>MATERIAL: N/A</small>				<b>BRANSON</b>																							
	<small>Article or material must comply with requirements stipulated by RoHS in its current version.</small>		<small>Material Spec. N/A</small>				<table border="1"> <tr> <th>NAME</th> <th>DATE</th> <th>TITLE</th> </tr> <tr> <td>JFBH</td> <td>12/02/11</td> <td>OUTLINE DCX STANDARD VRT SM</td> </tr> </table>		NAME	DATE	TITLE	JFBH	12/02/11	OUTLINE DCX STANDARD VRT SM																
	NAME	DATE	TITLE																											
	JFBH	12/02/11	OUTLINE DCX STANDARD VRT SM																											
<small>3RD ANGLE PROJECTION</small>		<small>FINISH: N/A</small>		<table border="1"> <tr> <td>DRAWN</td> <td>JFBH</td> <td>12/02/11</td> <td>AGENCY PART</td> <td>NO</td> </tr> <tr> <td>CHECKED</td> <td>E. R.</td> <td>12/02/11</td> <td>BUC CLASSIFICATION</td> <td>1 Critical</td> </tr> <tr> <td>APPROVED</td> <td>JFBH</td> <td>12/02/11</td> <td>IP CLASSIFICATION</td> <td>NO</td> </tr> <tr> <td>SCALE: 1:2</td> <td colspan="2">SHEET 1 OF 1</td> <td>WEIGHT</td> <td>0.000 lbm</td> </tr> <tr> <td colspan="2">-</td> <td colspan="2">-</td> <td>SIZE/DWG NO</td> </tr> </table>		DRAWN	JFBH	12/02/11	AGENCY PART	NO	CHECKED	E. R.	12/02/11	BUC CLASSIFICATION	1 Critical	APPROVED	JFBH	12/02/11	IP CLASSIFICATION	NO	SCALE: 1:2	SHEET 1 OF 1		WEIGHT	0.000 lbm	-		-		SIZE/DWG NO
DRAWN	JFBH	12/02/11	AGENCY PART	NO																										
CHECKED	E. R.	12/02/11	BUC CLASSIFICATION	1 Critical																										
APPROVED	JFBH	12/02/11	IP CLASSIFICATION	NO																										
SCALE: 1:2	SHEET 1 OF 1		WEIGHT	0.000 lbm																										
-		-		SIZE/DWG NO																										
<small>Finish Spec. N/A</small>		<small>REV 04</small>		<b>931-132-1800</b>																										

SOLID EDGE