

Type C407-10

Parts List

Replacement Kits⁽¹⁾

Gland Assembly Kit includes keys 15A, 15B, 15D, 15E, 15F, 15G, 15H, 15J, 15P, 15R, 15S and 15W

T20850T0012*

Soft Seals Kit (main and gland seals) includes keys 7, 11, 15B, 15D, 15F, 15G, 15H, 15P, 15W, 16 and 51

RC40710T042*

Complete Repair Kit (main seals, gland seals and gland assembly) includes keys 7, 11, 15A, 15B, 15D, 15E, 15F, 15G, 15H, 15J, 15P, 15R, 15S and 15W, 16, 17 and 51

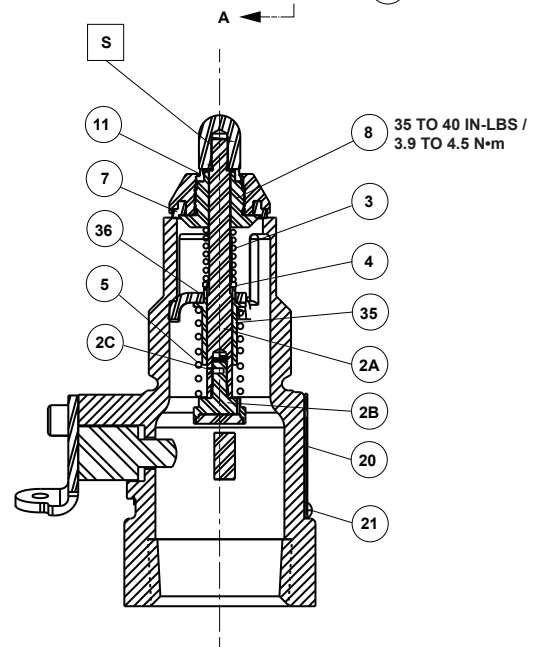
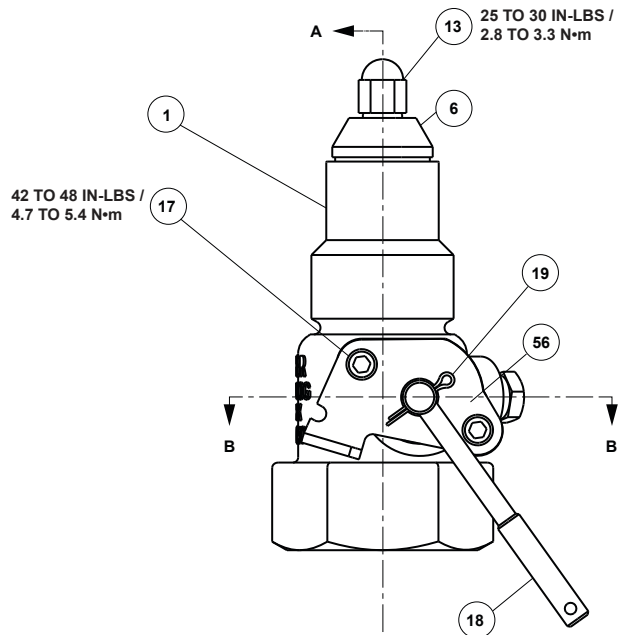
RC40710T032*

Note

Type C407-10 dated prior to May 1987, stem replacement parts include keys: 2 - stem assembly, 5 - closing spring, and 35 - stem guide.

Type C407-10 dated after April 1987, stem replacement parts include key: 2 - stem assembly.

Key	Description	Part Number
1	Body	T40500T0012
2	Stem Assembly	T13460T0012
2A	Stem	-----
2B	Follower	-----
2C	Groove Pin	-----
3	Excess Flow Spring	
	40 GPM / 151 L/min, Blue	T13414T0012
	50 GPM / 189 l/min, Green	T13413T0012
	80 GPM / 303 l/min, Orange	T13412T0012
4	Spring Seat	T13403T0012
5	Closing Spring	T13463T0012
6	Disc Holder	T13396T0012
7*	Main Disc	T13397T0012
8	Disc Retainer	T13404T0012
11*	Bleed Disc	T13395T0012
13	Bleed Seat	T13406T0012



*Recommended Spare Part

1. Replacement Kits can be used in older versions of Type C407-10, manufactured before December 1, 2014. Old Kit RC40710T012 is only for Type C407-10 manufactured before December 1, 2014.

T80210

APPLY SEALANT (S)⁽¹⁾
S = Medium Strength Threadlocker

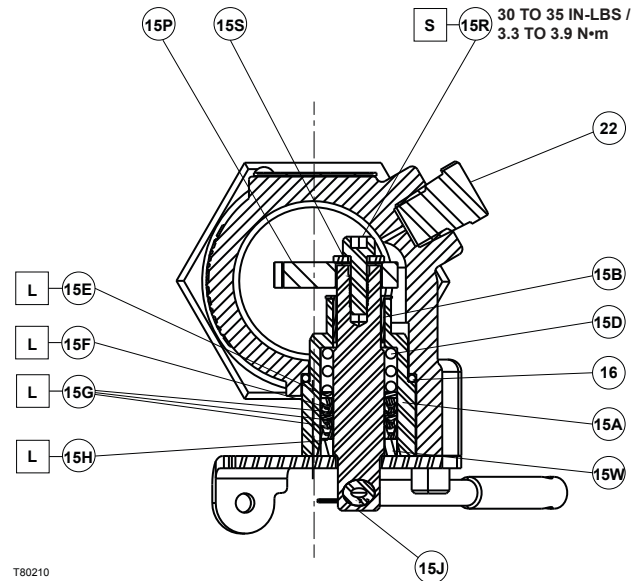
1. Sealants must be selected such that they meet the temperature requirements.



Type C407-10

Parts List (continued)

Key	Description	Part Number
15A	Gland	T13399T0012
15B*	Liner Bushing	T13410T0012
15D*	Spring	ERSA03857A0
15E	Washer	T1207524082
15F*	Male Adaptor	T1207701012
15G*	Packing Ring (3 required)	T1207801012
15H*	Female Adaptor	T1207901012
15J	Stub Shaft	T20846T0012
15P*	Cam	ERSA04806A0
15R	Cap Screw	1D617032992
15S	Washer	T1173324152
15W*	Spacer	ERSA03858A0
16*	O-Ring	T13400T0012
17	Cap Screw (2 required)	T13402T0012
18	Lever	T13428T0012
19	Cotter Pin	T13405T0012
21	Drive screw (2 required)	1A36822898
22	Plug, Hex	T13718T0012
35	Stem Guide	T13462T0012
36	Guide Bracket	T20848T0012
46	Loctite	1M6159X0012
56	Cover Plate	ERSA03861A0



T80210

APPLY LUBRICANT (L) OR SEALANT (S)⁽¹⁾

L = Magnalube®-G

S = Medium Strength Threadlocker

Magnalube®-G is a registered trademark of Saunders Enterprises, Inc.

1. Lubricants and sealants must be selected such that they meet the temperature requirements.

*Recommended Spare Part

LP-Gas Equipment

**Emerson Process Management
Regulator Technologies, Inc.**

USA - Headquarters
McKinney, Texas 75070 USA
Tel: +1 800 558 5853
Outside U.S. +1 972 548 3574

For further information visit www.fisherregulators.com

The Emerson logo is a trademark and service mark of Emerson Electric Co. All other marks are the property of their prospective owners. Fisher is a mark owned by Fisher Controls International LLC, a business of Emerson Process Management.

The contents of this publication are presented for informational purposes only, and while every effort has been made to ensure their accuracy, they are not to be construed as warranties or guarantees, express or implied, regarding the products or services described herein or their use or applicability. We reserve the right to modify or improve the designs or specifications of such products at any time without notice.

Emerson Process Management Regulator Technologies, Inc. does not assume responsibility for the selection, use or maintenance of any product. Responsibility for proper selection, use and maintenance of any Emerson Process Management Regulator Technologies, Inc. product remains solely with the purchaser.