

# Rosemount™ 1208A Level and Flow Transmitter

Non-Contacting Radar



# 1 Product certifications

Rev 0.25

## 1.1 European directive information

A copy of the EU Declaration of Conformity can be found in the end of the document. The most recent revision of the EU Declaration of Conformity can be found at [Emerson.com/Rosemount](https://www.emerson.com/Rosemount).

## 1.2 Ordinary location certification

As standard, the transmitter has been examined and tested to determine that the design meets the basic electrical, mechanical, and fire protection requirements by a nationally recognized test laboratory (NRTL) as accredited by the Federal Occupational Safety and Health Administration (OSHA).

### 1.2.1 Power supply

The device may only be powered by a power supply unit with a limited energy electric circuit max. 30 Vdc output in accordance with CAN/CSA-C22.2 No. 61010-1-19 / UL Std. No. 61010-1 (3rd Edition) chapter 6.3.1/6.3.2 and 9.4 or class 2 according to CSA 223/UL 1310.

### 1.2.2 USA

**Certificate** FM22NUS0010X

**Standards** FM3600:2022, FM3810:2005, ANSI/UL 50E.2020, ANSI/UL 61010-1:2018

#### Specific conditions of use:

1. The mating power connector and cable was not assessed with the Model 1208 Transmitter. After installation, the power connection shall provide and maintain Enclosure Type 4X and Type 6P to the requirements of UL50E and UL 61010-1. The cable shall be of type which can be installed in accordance with the NEC® (NFPA 70).

### 1.2.3 Canada

**Certificate** FM22NCA0007X

**Standards** CAN/CSA-C22.2 No. 61010-1:2019, CSA C22.2 No.94.2:2020

### Specific conditions of use:

1. The mating power connector and cable was not assessed with the Model 1208 Transmitter. After installation, the power connection shall provide and maintain Enclosure Type 4X and Type 6P to the requirements of CSA C22.2 No. 94.2 and CSA C22.2 No. 61010-1. The cable shall be of type which can be installed in accordance with the Canadian Electrical Code.

## 1.3 Environmental conditions

**Table 1-1: Environmental Conditions (Ordinary Location and Low Voltage Directive (LVD))**

| Type                              | Description                       |
|-----------------------------------|-----------------------------------|
| Location                          | Indoor or outdoor use             |
| Maximum altitude                  | 6562 ft. (2000 m)                 |
| Operating pressure                | -14.5 to 43.5 psig (-1 to +3 Bar) |
| Ambient temperature               | -40 to 176 °F (-40 to 80 °C)      |
| Installation category             | DC supplied                       |
| Electrical supply                 | 18-30 Vdc, 3.6 W                  |
| Mains supply voltage fluctuations | Safe at 18-30 Vdc $\pm$ 10%       |
| Pollution degree                  | 2                                 |

## 1.4 Telecommunication compliance

LPR (Level Probing Radar) equipment are devices for measurement of level in the open air or in a closed space.

TLPR (Tank Level Probing Radar) equipment are devices for measurement of level in a closed space only (i.e metallic, concrete or reinforced fiberglass tanks, or similar enclosure structures made of comparable attenuating material).

Hardware Version Identification Number (HVIN) is 1208L1 or 1208LB1 (without or with Bluetooth®).

### Measurement principle

Frequency Modulated Continuous Wave (FMCW), 80 GHz

### Maximum output power

3 dBm (2 mW)

## Frequency range

77 to 81 GHz

### 1.5 FCC

Note: This equipment has been tested and found to comply with the limits for a Class B digital device, pursuant to part 15 of the FCC Rules. These limits are designed to provide reasonable protection against harmful interference in a residential installation. This equipment generates, uses and can radiate radio frequency energy and, if not installed and used in accordance with the instructions, may cause harmful interference to radio communications. However, there is no guarantee that interference will not occur in a particular installation. If this equipment does cause harmful interference to radio or television reception, which can be determined by turning the equipment off and on, the user is encouraged to try to correct the interference by one or more of the following measures:

- Reorient or relocate the receiving antenna.
- Increase the separation between the equipment and receiver.
- Connect the equipment into an outlet on a circuit different from that to which the receiver is connected.
- Consult the dealer or an experienced radio/TV technician for help.

**FCC ID** K8C1208L (for LPR/TLPR without Bluetooth®)  
K8C1208LB (for LPR/TLPR with Bluetooth)

### 1.6 IC

This device complies with Industry Canada's licence-exempt RSS standard. Operation is subject to the following conditions:

1. This device may not cause harmful interference.
2. This device must accept any interference received, including interference that may cause undesired operation.
3. The installation of the LPR/TLPR device shall be done by trained installers in strict compliance with the manufacturer's instructions.
4. The use of this device is on a "no-interference, no-protection" basis. That is, the user shall accept operations of high-powered radar in the same frequency band which may interfere with or damage this device. However, devices found to interfere with primary licensing operations will be required to be removed at the user's expense.

5. The installer/user of this device shall ensure that it is at least 10 km from the Dominion Astrophysical Radio Observatory (DRAO) near Penticton, British Columbia. The coordinates of the DRAO are latitude 49°19'15"N and longitude 119°37'12" W. For devices not meeting this 10 km separation (e.g., those in the Okanagan Valley, British Columbia,) the installer/user must coordinate with, and obtain the written concurrence of, the Director of the DRAO before the equipment can be installed or operated. The Director of the DRAO may be contacted at 250-497-2300 (tel.) or 250-497-2355 (fax). (Alternatively, the Manager, Regulatory Standards, Industry Canada, may be contacted.)

Le présent appareil est conforme aux CNR d'Industrie Canada applicables aux appareils radio exempts de licence. L'exploitation est autorisée aux conditions suivantes:

1. l'appareil ne doit pas produire de brouillage.
2. l'appareil doit accepter tout brouillage radioélectrique subi, même si le brouillage est susceptible d'en compromettre le fonctionnement.
3. L'installation d'un dispositif LPR/TLPR doit être effectuée par des installateurs qualifiés, en pleine conformité avec les instructions du fabricant.
4. Ce dispositif ne peut être exploité qu'en régime de non-brouillage et de non-protection, c'est-à-dire que l'utilisateur doit accepter que des radars de haute puissance de la même bande de fréquences puissent brouiller ce dispositif ou même l'endommager. D'autre part, les capteurs de niveau qui perturbent une exploitation autorisée par licence de fonctionnement principal doivent être enlevés aux frais de leur utilisateur.
5. La personne qui installe/utilise ce capteur de niveau doit s'assurer qu'il se trouve à au moins 10 km de l'Observatoire fédéral de radioastrophysique (OFR) de Penticton en Colombie-Britannique. Les coordonnées de l'OFR sont: latitude N 49° 19' 15", longitude O 119° 37' 12". La personne qui installe/utilise un dispositif ne pouvant respecter cette distance de 10 km (p. ex. dans la vallée de l'Okanagan [Colombie-Britannique]) doit se concerter avec le directeur de l'OFR afin d'obtenir de sa part une autorisation écrite avant que l'équipement ne puisse être installé ou mis en marche. Le directeur de l'OFR peut être contacté au 250-497-2300 (tél.) ou au 250-497-2355 (fax). (Le Directeur des Normes réglementaires d'Industrie Canada peut également être contacté).

|                    |   |
|--------------------|---|
| <b>Certificate</b> | 2827A-1208L (for LPR/TLPR without Bluetooth®)<br>2827A-1208LB (for LPR/TLPR with Bluetooth) |
|--------------------|---|

## 1.7 Radio Equipment Directive (RED) 2014/53/EU

### Open air installations

Rosemount 1208A complies with ETSI EN 302729 and EN 62479.

Install at a separation distance of >4 km from Radio Astronomy sites, unless a special authorization has been provided by the responsible National regulatory authority (a list of Radio Astronomy sites may be found at [www.craf.eu](http://www.craf.eu)).

Between 4 km to 40 km around any Radio Astronomy site the LPR antenna height shall not exceed 15 m height above ground.

### Closed tanks

Rosemount 1208A complies with ETSI EN 302 372 and EN 62479.

The device must be installed in closed tanks (metal, reinforced concrete tanks or similar enclosure structures made of comparable attenuating material). Install according to requirements in ETSI EN 302 372 (Annex E).

### Performance under the influence of an interferer signal

For the receiver test that covers the influence of an interferer signal to the device, the performance criterion has at least the following level of performance according to ETSI TS 103 361 [6].

- Performance criterion: measurement value variation  $\Delta d$  over time during a distance measurement
- Level of performance:  $\Delta d \leq \pm 2$  mm

## 1.8 Radio/EMC Australia and New Zealand

Rosemount 1208A complies with the requirements of the relevant ACMA Standards made under the Radiocommunications Act 1992 and the Telecommunications Act 1997 and the relevant Standards made under The New Zealand Radio Communication Act 1989.

In New Zealand, Rosemount 1208A must be installed in closed tanks (metal, reinforced concrete tanks or similar enclosure structures made of comparable attenuating material).

## 1.9 Other radio approvals

### 1.9.1 Argentina



H-30319 (with Bluetooth®)  
H-30320 (without Bluetooth)

### 1.9.2 Republic of Korea (Radio and EMC)

|  |          |  |
|--|----------|--|
|  | 상호 또는 성명 | Rosemount Tank Radar AB(RTR)               |
|  | 기자재 명칭   | Rosemount 1208 Level Transmitter           |
|  | 모델명      | 1208A                                      |
|  | 인증번호     | R-R-Rtr-1208                               |
|  | 제조년월     | 2023. .                                    |
|  | 제조사/제조국가 | Rosemount Tank Radar AB(RTR)/스웨덴, 싱가포르, 미국 |

### 1.9.3 Singapore



### 1.9.4 Thailand

This telecommunication equipment conforms to NTC technical requirements.

## 1.10 Hygienic approvals

The process wetted components comply with:

- FDA 21 CFR 110, subpart C
- EC 1935/2004
- TSE/BSE Free

### 1.10.1 Instructions for hygienic installations

To conform with applicable hygienic standards and food and beverage legislation and regulations, the Rosemount 1208A must be:

- Installed in a closed tank.

It is the responsibility of the user to ensure that:

- The materials listed in [Table 1-2](#) are suitable for the media and cleaning/sanitizing processes.
- The installation of the transmitter is drainable and cleanable.
- The joint/clamping between the transmitter and the nozzle is compatible with the tank pressure and media.
- The product contact surfaces are not scratched.

### 1.10.2 Materials of construction

The hygienic approvals and certificates of the transmitter rely upon the following materials used in its construction:

**Table 1-2: Product Contact Surfaces**

| Item        | Material       | Compliant with  |
|-------------|----------------|---|
| PVDF        | PVDF Kynar 720 | FDA 21 CFR 177.2510<br>EG regulations 1935/2004<br>GMP 2023/2006<br>REACH 1907/2006<br>EC 10/2011<br>TSE/BSE Free<br>USP<88> Class VI   |
| Grey EMA MB | EMA 3C110      | EG regulations 1935/2004<br>GMP 2023/2006<br>EU10/2011<br>EG Regulations 282/2008, 2015/863<br>RoHS 2011/65/EU<br>RoHS 2015/863         |
| EPDM        | E70107PF       | FDA 21 CFR 177.2600<br>EG regulations 1935/2004<br>GMP 2023/2006<br>REACH 1907/2006<br>RoHS 2011/65/EU<br>RoHS 2015/863<br>TSE/BSE free |



## 1.11 Water approvals

### 1.11.1 UK – WRAS

|                                 |  |
|---------------------------------|--|
| <b>Certificate</b>              | 2305912 and Letter-2305912   |
| <b>Standards</b>                | The Water Supply (Water Fittings) Regulations 1999, The Water Supply (Water Fittings) (Scotland) Byelaws 2014, The Water Supply (Water Fittings) Regulations (Northern Ireland) 2009, and all other applicable WRAS requirements |
| <b>Installation requirement</b> | IRN R001   |

### 1.11.2 USA – NSF61 & 372

|                    |  |
|--------------------|--|
| <b>Certificate</b> | C0725667 and C0725668  |
| <b>Standards</b>   | Complying with NSF/ANSI/CAN61, 372 and all applicable requirements |

### 1.11.3 Germany – KTW – BWGL

|                    |                                 |
|--------------------|---------------------------------|
| <b>Certificate</b> | P1-031-01                       |
| <b>Standards</b>   | DIN EN 12873-1 and DIN EN 16421 |

## 1.12 Overfill prevention


### 1.12.1 Belgium - VlareM

|                    |   |
|--------------------|---|
| <b>Certificate</b> | AUD/35/61191725/00/NL/004   |
| <b>Standards</b>   | VlareM II Chapter 5.6<br>VlareM II Chapter 5.17<br>VlareM II Annex 5.17.7 |


# 1.13 EU Declaration of Conformity

Figure 1-1: EU Declaration of Conformity

Rev. #2



## Declaration of Conformity



We,

**Rosemount Tank Radar AB**  
Layoutvägen 1  
S-435 33 MÖLNLYCKE  
Sweden

declare under our sole responsibility that the product,


Rosemount™ 1208 Level Transmitter

manufactured by,

**Rosemount Tank Radar AB**  
Layoutvägen 1  
S-435 33 MÖLNLYCKE  
Sweden

to which this declaration relates, is in conformity with the provisions of the European Union Directives, including the latest amendments, as shown in the attached schedule.

Assumption of conformity is based on the application of the harmonized standards and, when applicable or required, a European Union notified body certification, as shown in the attached schedule.




---

(signature)

---

Dajana Prastalo  
(name)

Sr. Manager Product Approvals

---

(function)

---

13-Dec-23; Mölnlycke  
(date of issue & place)

Page 1 of 3



# Declaration of Conformity



## EMC Directive (2014/30/EU)

Harmonized Standards: EN 61326-1:2013  
Other Standards Used: IEC 61326-1:2020

## ATEX Directive (2014/34/EU)

**FM23ATEX0012X**  
Equipment Group II Category 3 G  
Ex ec IIC T4 Gc  
Harmonized Standards  
EN IEC 60079-0:2018  
EN 60079-7:2015 +A1:2018

## Radio Equipment Directive (RED) (2014/53/EU)

Harmonized Standards:  
ETSI EN 302 372 V2.1.1  
ETSI EN 302 729 V2.1.1  
ETSI EN 300 328 V2.2.2  
ETSI EN 301 489-1 V.2.2.3  
ETSI EN 301 489-17 V3.2.4  
EN 62479: 2010

## Low Voltage Directive (2014/35/EU)

Harmonized Standards:  
EN 61010-1:2010/A1:2019/AC:2019-04

## RoHS Directive (2011/65/EU) amended 2015/863

Harmonized Standards:  
IEC 63000:2018



# Declaration of Conformity

## **ATEX Directive Notified Body**

**FM Approvals Europe Ltd.** [Notified Body Number: 2809]  
One Georges Quay Plaza  
Dublin, D02 E440  
Ireland

## **ATEX Notified body for Quality Assurance**

**DNV Product Assurance AS** [Notified Body Number: 2460]  
Veritasveien 3  
1363 Høvik  
Norway



## 1.14 China RoHS

**List of Model Parts with China RoHS Concentration above MCVs**  
**含有China RoHS管控物质超过最大浓度限值的部件型号列表**

| Part Name<br>部件名称               | Hazardous Substances / 有害物质 |                      |                      |  |  |  |
|---------------------------------|-----------------------------|----------------------|----------------------|--|--|--|
|                                 | Lead<br>铅<br>(Pb)           | Mercury<br>汞<br>(Hg) | Cadmium<br>镉<br>(Cd) | Hexavalent<br>Chromium<br>六价铬<br>(Cr +6) | Polybrominated<br>biphenyls<br>多溴联苯<br>(PBB) | Polybrominated<br>diphenyl ethers<br>多溴联苯醚<br>(PBDE) |
| Electronics<br>Assembly<br>电子组件 | X                           | ○                    | ○                    | ○  | ○  | ○  |
| Housing<br>Assembly<br>壳体组件     | ○                           | ○                    | ○                    | ○  | ○  | ○  |

*This table is proposed in accordance with the provision of SJ/T11364*

*本表格系依据SJ/T11364的规定而制作。*

*O: Indicate that said hazardous substance in all of the homogeneous materials for this part is below the limit requirement of GB/T 26572.*

*O: 意为该部件的所有均质材料中该有害物质的含量均低于GB/T 26572所规定的限量要求。*

*X: Indicate that said hazardous substance contained in at least one of the homogeneous materials used for this part is above the limit requirement of GB/T 26572.*

*X: 意为在该部件所使用的的所有均质材料里，至少有一类均质材料中该有害物质的含量高于GB/T 26572所规定的限量要求。*







**Product Certifications**  
**00880-0100-7062, Rev. AF**  
**December 2023**

For more information: [Emerson.com/global](https://www.emerson.com/global)

©2023 Emerson. All rights reserved.

Emerson Terms and Conditions of Sale are available upon request. The Emerson logo is a trademark and service mark of Emerson Electric Co. Rosemount is a mark of one of the Emerson family of companies. All other marks are the property of their respective owners.

The "Bluetooth" word mark and logos are registered trademarks owned by Bluetooth SIG, Inc. and any use of such marks by Emerson is under license.

**ROSEMOUNT™**

