


DeltaV™ CTO Server and Network Cabinets



CTO Server and Network Cabinet.

- Delivers standard cabinet with 19" frame construction for DeltaV networking and server equipment
- AC power distribution
- Cable management

Introduction

The DeltaV™ Configure-To-Order (CTO) Server and Network Cabinets provide an off-the-shelf solution for faster project execution and reduced installation costs. CTO Server and Network Cabinets are factory tested and ready for installation in technical or IT rooms.

Benefits

Significantly reduced cabinet lead time: Emerson supply chain setup to deliver CTO cabinets in short lead times.

Significantly reduce cabinet design engineering: The CTO Server and Network Cabinets are pre-engineered, and factory tested. The configuration flexibility allows the same design to serve a wide variety of network/server configurations.

Fully documented package: Each cabinet is supplied with full documentation and engineering drawings showing internal lay-out, bill of materials and internal wiring. CTO Cabinets are designed to meet local building code and industry best practices to deliver proven functionality with minimal costs.

Product Description

The CTO Server and Network Cabinets offering comprises a range of pre-engineered solutions based on industry standard, pre-installed with 19" frame and AC power distribution. User should assign required network/server allocation in GA drawing & CCT Configuration. Actual network and server model number needs to be added in drawing separately.

The cabinets are typical, free-standing enclosures intended for floor mounting in equipment room areas, where temperature and humidity are controlled within the requirements for computer/electronic equipment. They come ready to receive incoming plant AC power. All internal wiring to power distribution components and grounding conductors has been tested at the factory.

Before delivery, each cabinet undergoes a full in-house inspection, to assure that it is fully operational before shipping.

The CTO Server and Network Cabinets are configured by selecting a base enclosure model and required options to meet specific project needs.

Base enclosure models are available:

- For Server and Network cabinet.

Each base model is further explained in the coming sections.

Configurable options examples: side panels, cabinet light, nameplate engraving and configuration of server, network equipment, powering through PDU or MCBs.

- For different world area design standards and regulations: EU (Europe), NA (US/Canada), NK (Middle East, Africa, and Asia Pacific).

All CTO Server and Network Cabinets come with following equipment installed:

- Primary and secondary 110 VAC, 120 VAC or 230 VAC power distribution for Server and Network equipment.
- Wire ducts
- Grounding bar
- Wiring plan pocket
- 19" frame
- Emerson Name Plate Holder and blank name plate insert

DeltaV Network and Server equipment is added to the drawings based on your configuration; however, all this equipment needs to be procured separately from the CTO cabinet.

The following sections provide a more detailed specification for the CTO Server and Network Cabinets and available options.

List of Server and Network CTO Cabinets for North America Region

Base Model Number	Description	Power Requirement (Pri and Sec)	Permitted Location
NA-CAB-800FR-NWK	AC Powered Network Cabinet for DeltaV or DeltaV SIS; Front and Rear Access; Cable Entry - Bottom	120 VAC	Safe Area
NA-CAB-800FR-NW-SER	AC Powered Network and Server Integrated Cabinet for DeltaV or DeltaV SIS; Front and Rear Access; Cable Entry - Bottom	120 VAC	Safe Area

The CTO base model reference for cabinets uses the following naming convention: "NA-CAB-XXXXYY-ZZZ", where

- **XXXX** = Cabinet width (mm). "800"
- **YY** = "FR" for Front and Rear access
- **ZZZ** = NWK for Network cabinet and NW-SER for integrated network Server Cabinet

List of Server and Network CTO Cabinets for Europe Region Assembly at Cluj iCenter

Base Model Number	Description	Power Requirement (Pri and Sec)	Permitted Location
EU-CAB-800FR-NW-SER-CB	AC Powered Network and Server Integrated Cabinet for DeltaV or DeltaV SIS; Front and Rear Access; 1000mm deep, Cable Entry - Bottom	230 VAC	Safe Area
EU-CAB-800FR-NW-SER-PDU	AC Powered Network and Server Integrated Cabinet for DeltaV or DeltaV SIS; Front and Rear Access; 1000mm deep, Cable Entry - Bottom	230 VAC	Safe Area

The CTO base model reference for cabinets uses the following naming convention: "EU-CAB-XXXXYY-ZZZ-DDD", where

- **XXXX** = cabinet width (mm). "800"
- **YY** = "FR" for Front and Rear access
- **ZZZ** = NWK for Network cabinet and SER for Server cabinet
- **DDD** = AC Power distribution thru, CB = Circuit Breaker or PDU = Power Distribution Unit

List of Server and Network CTO Cabinets for Europe Region Assembly at Nashik iCenter

Base Model Number	Description	Power Requirement (Pri and Sec)	Permitted Location
EN-CAB-800FR-NW-SER-CB	AC Powered Network and Server Integrated Cabinet for DeltaV or DeltaV SIS; Front and Rear Access; 1000mm deep, Cable Entry - Bottom	230 VAC	Safe Area
EN-CAB-800FR-NW-SER-PDU	AC Powered Network and Server Integrated Cabinet for DeltaV or DeltaV SIS; Front and Rear Access; 1000mm deep, Cable Entry - Bottom	230 VAC	Safe Area

The CTO base model reference for cabinets uses the following naming convention: "**EN-CAB-XXXXYY-ZZZ-DDD**", where

- **XXXX** = cabinet width (mm). "800"
- **YY** = "FR" for Front and Rear access
- **ZZZ** = NWK for Network cabinet and SER for Server cabinet
- **DDD** = AC Power distribution thru, CB = Circuit Breaker or PDU = Power Distribution Unit

List of Server and Network Cabinet for MEA and AP Region

Base Model Number	Description	Power Requirement (Pri and Sec)	Permitted Location
NK-CAB-800FR-NWK	AC Powered Network Cabinet for DeltaV or DeltaV SIS; Front and Rear Access; 800mm deep, Cable Entry - Bottom	230/110 VAC	Safe Area
NK-CAB-800FR-SRV	AC Powered Server Cabinet for DeltaV or DeltaV SIS; Front and Rear Access; 1000mm deep, Cable Entry - Bottom	230/110 VAC	Safe Area
NK-CAB-800FR-NW-SER	AC Powered Network and Server Integrated Cabinet for DeltaV or DeltaV SIS; Front and Rear Access; 1000mm deep, Cable Entry - Bottom	230/110 VAC	Safe Area

The CTO cabinet base model naming convention: "**NK-CAB-XXXXYY-ZZZ**", where

- **XXXX** = Cabinet width (mm). "800"
- **YY** = "FR" for Front and Rear access
- **ZZZ** = NWK for Network cabinet, SRV for Server cabinet and NW-SER for integrated network Server Cabinet

Overview of CTO Server and Network Cabinet Base Models and Options for North America

Enclosure Options		Option Selection		Option Setting		
				NA-CAB-800FR-NWK	NA-CAB-800FR-NW-SER	
Enclosure Material		M	24.1	Painted Carbon Steel (1991mmH x 808mmW x 1199mmD)	NA	•
			24.2	Painted Carbon Steel (1991mmH x 808mmW x 899mmD)	•	NA
Utility Socket		R	2.2	Yes	•	•
Temperature Monitoring		T	2.1	Thermostat	•	•
			1.1	No	○	○
Network		N	10.1	19" Rack Mount, 1U; Custom, Network Switches <=10	•	NA
			10.2	19" Rack Mount, 1U; Custom, Network Switches >10	○	
			15.2	19" Rack Mount, 2U; Custom, Network Switch and Server Combination <=10 EACH	NA	•
Cable Management Panel		IA	7.1	Cable Management Panel with Plastic Rings; QTY <=10	•	•
			7.4	Cable Management Panel with Plastic Rings; Qty >10	○	○
Certification		C	1.1	None	•	•
			3.1	Custom CSA; Ordinary Location	○	○

Following more detailed options can be specified upon order (if applicable):

- Wiring color scheme different from default: L- Black, N- White, PE- Green

Overview of CTO Server and Network Cabinets Models and Options for European Region

Enclosure Options		Option Selection		Option Setting	
				EU ¹ -CAB-800FR-NW-SER-CB	EU ¹ -CAB-800FR-NW-SER-PDU
LEGENDS:		Base Model²			
• Default option setting					
○ Configure to option setting (Different from Default)					
NA Option setting not possible for Base Enclosure Model					
Certification	A	1	CE	•	•
		2	None	○	○
Cabinet Type	B	1	RAL 7035-Mesh-Single Fr Double Rr	•	•
		2	RAL 7035-Solid-Single Fr Single Rr	○	○
		3	RAL 9005-Mesh-Single Fr Double Rr	○	○
Cable Management	C	1	Brush Strip	•	•
		2	Shunting Rings	○	○
Cable Clamp Rail²	D	1	Yes	•	•
		2	No	○	○
Field Cable Routing	E	1	Cable Duct	•	○
		2	Cable Tray	○	•
Wiring & Duct	F	1	PVC	•	•
		2	Halogen free	○	○
Temperature Monitoring	G	1	Yes	•	•
Enclosure Light	H	2	Yes	•	•
		1	No	○	○
HCI*	I	1	No	•	•
		2	Yes	○	○
Number of Server/WS class machines*	J	1	<dropdown> for selection		
No of DeltaV/Non-DeltaV Network Switches*	K	1	<dropdown> for selection		
Fiber Optic patch panel (1U)	L	1	No	•	•
		2	12 F, SC duplex, Single mode	○	○
		3	12 F, LC duplex, Single mode	○	○
		4	12 F, SC duplex, Multimode	○	○
		5	12 F, LC duplex, Multimode	○	○

Enclosure Options		Option Selection		Option Setting	
				EU ¹ -CAB-800FR-NW-SER-CB	EU ¹ -CAB-800FR-NW-SER-PDU
Auto Transfer Switch		M	1 No	•	•
			2 ATS - UK	○	○
			3 ATS - EU	○	○
Pull Out Monitor		N	1 No	•	•
			2 Yes	○	○
USB/IP Converter		O	1 No	•	•
			2 Yes	○	○
GPS		P	1 No	•	•
			2 Yes	○	○
Blank plate (2U) for Empty Slots		Q	1 No	•	•
			2 Yes	○	○
Utility Socket⁴		R	1 No	•	NA
			2 Yes	○	

1. EU version cabinets are built at Cluj iCenter and EN version cabinets are built at Nashik iCenter.
2. EU cabinets are designed with Rittal VX Series enclosures and EN cabinets are designed with Rittal TS Series enclosures.
3. Cable clamps to be ordered separately in case Cable Clamps are selected for Bottom Cable entry.
4. In case Utility socket selection, Country specific Utility Socket to be selected during cabinet assembly.

Dropdown in CCT	User Allowed Qty.	Logic
Number of Server/WS class machines	0 to 6	if HCI = "NO"
No of DeltaV/Non-DeltaV Network Switches	0 to 5 to 11	Max 5 if Number of Server/WS class machines = 6; Incremental as Number of Server/WS class machines reduces

1. The Default qty for Number of Server/WS class machines = 0
2. The Default qty for No of DeltaV/Non-DeltaV Network Switches = 0
3. In case the VRTX option is selected by user, The max. no. of DeltaV/Non-DeltaV Network Switches = 5

Overview of CTO Server and Network Cabinets Models and Options for MEA and AP Region

Enclosure Options		Option Selection		Base Model		
				NK-CAB-800FR-NWK	NK-CAB-800FR-SRV	K-CAB-800FR-NW-SER
LEGENDS:						
<ul style="list-style-type: none"> ● Default option setting ○ Configure to option setting (Different from Default) NA Option setting not possible for Base Enclosure Model 						
Cabinet Type	A	1	Single Solid Door at Front and Rear	●	●	●
		2	Single Vented Door at Front and Rear	○	○	○
Input Voltage	B	1	230 VAC	●	●	●
		2	110 VAC	○	○	○
Enclosure Light	C	1	With Motion Sensor	●	●	●
		2	With Door Switch	○	○	○

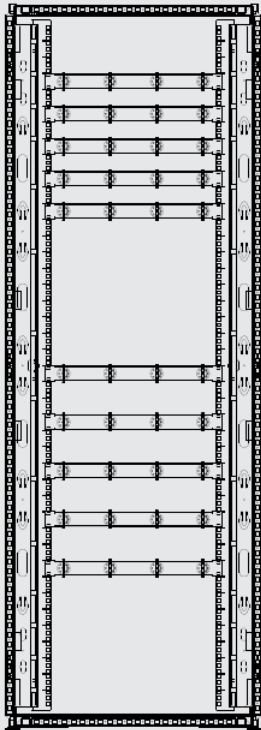
Following more detailed options can be specified upon order (if applicable):

- Wiring color scheme different from default: L- Brown, N- Blue, PE- GN-YE

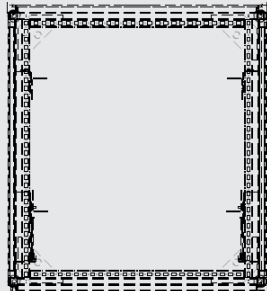
Cabinet Specifications

NA-CAB-800FR-NWK	
Dimensions	808mm (W) x 899mm (D) x 1991mm (H)
Access	Front & Rear Access – Single door on Front, double door on rear side, 3-point latch with keylock
Protection Category	IP10
Approximate Weight	~150 kg (Empty Cabinet)
Color	RAL 9005 Black
Temperature Monitoring	Thermostat for Cabinet High Temperature alarm (Recommended Set Point: 30°C)
Other	Perforated doors, 19" frame, grounding bar, bottom cable entry, removable gland plate
Environmental Specifications	Equipment/rack room installation – HVAC Controlled, recommended ambient temperature 20°C
Certifications	Installation in Safe Area locations; Default Certification: None; Optional: CSA ordinary location (US/Canada)
Input Power	Primary and Secondary 120 VAC
Internal Power Distribution	AC power Distribution through separate Primary and Secondary set of Power distribution units

Example Layout and Installed Equipment:



Front View



Top View

This CTO cabinet has space for various networking components like -

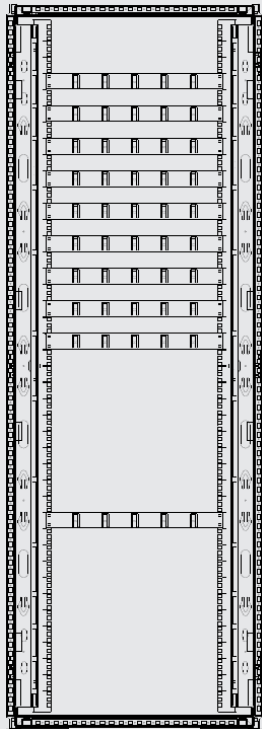
Possible Options:

- Blank Plate
- Cable Management Panel 1U
- DeltaV Smart Switches
- DeltaV Smart Switches with Expansion Module
- Printer Switch
- Firewall
- GPS
- Auto Transfer Switch
- FOPP

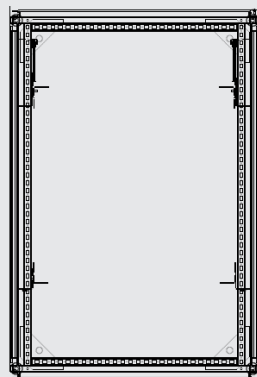
No DeltaV or buyout network equipment is included in the base model. All DeltaV or buyout network equipment is to be configured separately through the Emerson quotation tools.

NA-CAB-800FR-NW-SER	
Dimensions	808mm (W) x 1199mm (D) x 1991mm (H)
Access	Front & Rear Access, Single door on Front and double door on rear side, Perforated door, 3 point latch with key lock
Protection Category	IP10
Approximate Weight	~150 kg (Empty Cabinet)
Color	RAL 9005 Black
Temperature Monitoring	Thermostat for Cabinet High Temperature alarm (Recommended Set Point: 30°C)
Other	19" mounting rails, grounding bar, bottom cable entry, removable gland plate
Environmental Specifications	Equipment/rack room installation – HVAC Controlled, recommended ambient temperature 20°C
Certifications	Installation in Safe Area locations; Default Certification: None; Optional: CSA ordinary location (US/Canada)
Input Power	Primary and Secondary 120 VAC
Internal Power Distribution	AC power Distribution through separate Primary and Secondary set of Power distribution units

Example Layout and Installed Equipment:



Front View



Top View

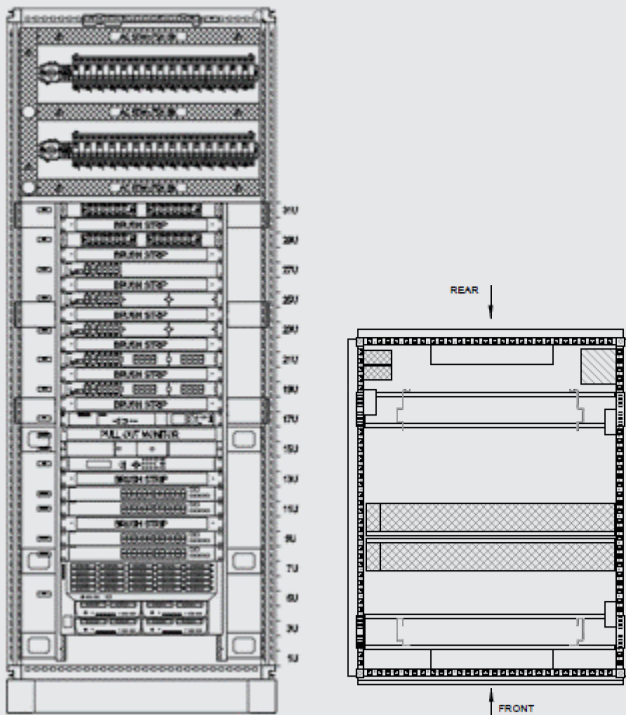
This CTO cabinet has space for Network switch and Server combinations. Based on space availability and power consumption it can accommodate various items like -

- Blank Plate 2U
- 1U Cable Management Panel with plastic rings
- Server
- Workstation
- DeltaV Smart Switches
- DeltaV Smart Switches with Expansion Module
- Printer Switch
- Firewall
- GPS
- Auto Transfer Switch
- FOPP

No DeltaV or buyout network equipment and network cables are included in the base model. All DeltaV or buyout network equipment and network cables are to be ordered separately through the Emerson quotation tools.

EU-CAB-800FR-NW-SER-CB and EN-CAB-800FR-NW-SER-CB	
Dimensions	800mm (W) x 1000mm (D) x 2000mm (H) + 100mm Plinth
Access	Front & Rear Access – Single door on Front, Single or double door option on rear side, Push Button and Lock no. 12321
Protection Category	IP20
Approximate Weight	~150 kg (Empty Cabinet)
Color	Cabinet RAL7035 with Solid / Vented door option or RAL9005 with Vented door (this option is available only with single door on front and double door on rear)
Temperature Monitoring	Thermostat for Cabinet High Temperature alarm (Recommended Set Point: 30°C)
Cabinet Fan	Thermostat Controlled (Recommended Set Point: 25°C)
Other	19" frame, grounding bar, wiring plan pocket, lifting eye bolts on top, bottom cable entry, removable gland plate
Environmental Specifications	Equipment/rack room installation – HVAC Controlled, recommended ambient temperature 20°C
Certifications	Installation in Safe Area locations; Default Certification: CE (Europe); Optional: None
Input Power	Primary and Secondary 230 VAC
Internal Power Distribution	AC power Distribution through separate Primary and Secondary set of Power distribution circuit breakers
Control Network Equipment	HCI, Server, workstation, DeltaV Smart Switches, and other networking components are available for configuration

Example Layout and Installed Equipment:



Total 17 different positions available for selecting required network switches and servers or workstations.

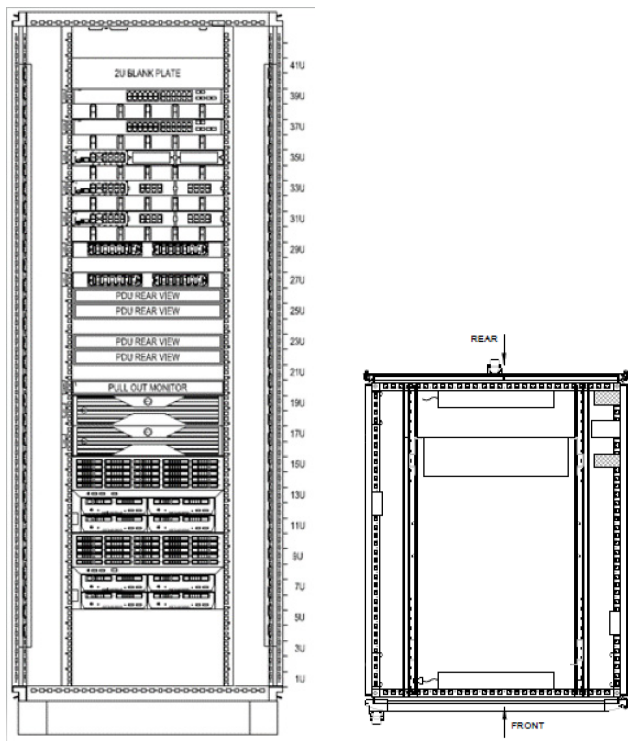
Possible Options:

- HCI
- Server / Workstation
- Network Switches
- Fiber Optic Patch Panel
- Auto Transfer Switch
- Pullout Type Monitor
- USB/IP Converter
- GPS
- Blank Plate for Empty Slots

No DeltaV or buyout network equipment and network cables are included in the base model. All DeltaV or buyout network equipment and network cables are to be ordered separately through the Emerson quotation tools.

EU-CAB-800FR-NW-SER-PDU and EN-CAB-800FR-NW-SER-PDU	
Dimensions	800mm (W) x 1000mm (D) x 2000mm (H) + 100mm Plinth
Access	Front & Rear Access – Single door on Front, double door on rear side, Push Button and Lock no. 12321
Protection Category	IP20
Approximate Weight	~150 kg (Empty Cabinet)
Color	Cabinet RAL7035 with Vented door or RAL9005 with Vented door
Temperature Monitoring	Thermostat for Cabinet High Temperature alarm (Recommended Set Point: 30°C)
Other	19" frame, grounding bar, wiring plan pocket, lifting eye bolts on top, bottom cable entry, removable gland plate
Environmental Specifications	Equipment/rack room installation – HVAC Controlled, recommended ambient temperature 20°C
Certifications	Installation in Safe Area locations; Default Certification: CE (Europe); Optional: None
Input Power	Primary and Secondary 230 VAC
Internal Power Distribution	AC power Distribution through separate Primary and Secondary set of Power distribution units
Control Network Equipment	HCI, Server, workstation, DeltaV Smart Switches, Printer Switch and other networking components are available for configuration

Example Layout and Installed Equipment:



Total 17 different positions available for selecting required networking component.

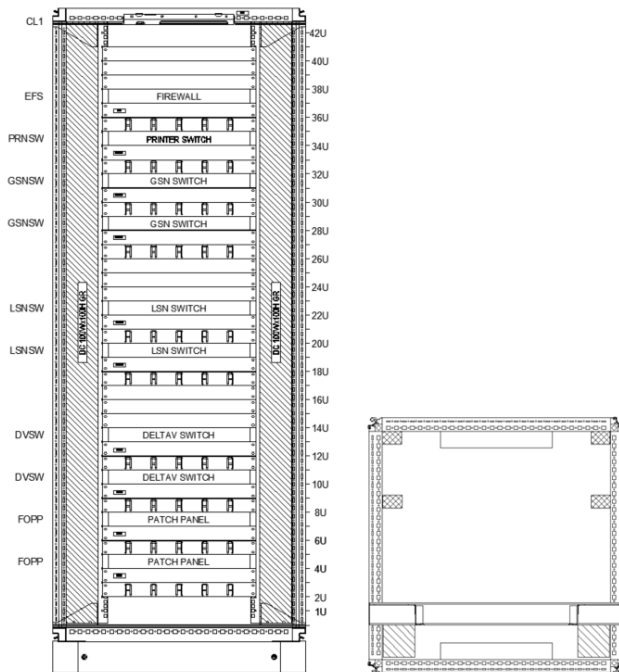
Possible Options:

- HCI
- Server / Workstation
- Network Switches
- Fiber Optic Patch Panel
- Auto Transfer Switch
- Pullout Type Monitor
- USB/IP Converter
- GPS
- Blank Plate for Empty Slots

No DeltaV or buyout network equipment and network cables are included in the base model. All DeltaV or buyout network equipment and network cables are to be ordered separately through the Emerson quotation tools.

NK-CAB-800FR-NWK	
Dimensions	800mm (W) x 800mm (D) x 2000mm (H) + 100mm Plinth
Access	Front & Rear Access – Solid Door as per specified option, Push Button and Lock Insert
Protection Category	IP54 for Solid Door and IP20 for Vented Door
Approximate Weight	~150 kg (Empty Cabinet)
Color	Cabinet RAL7035, Plinth RAL7022
Temperature Monitoring	Thermostat for Cabinet High Temperature alarm (Recommended Set Point: 30°C)
Other	19" frame, grounding bars, wiring plan pocket, lifting eye bolts on top, bottom cable entry, removable gland plate
Environmental Specifications	Equipment/rack room installation – HVAC Controlled, recommended ambient temperature 20°C
Certifications	None
Input Power	Primary, Secondary and Utility 230 VAC/110 VAC
Internal Power Distribution	AC Distribution through primary and secondary power distribution with Primary and secondary PDUs for powering the equipment. AC Distribution through utility for powering cabinet light and utility socket
Control Network Equipment	Various DeltaV network switches available for configuration

Example Layout and Installed Equipment:



Front View

Top View

13 height slots available for configuration each taking 3 U space.

Possible Options:

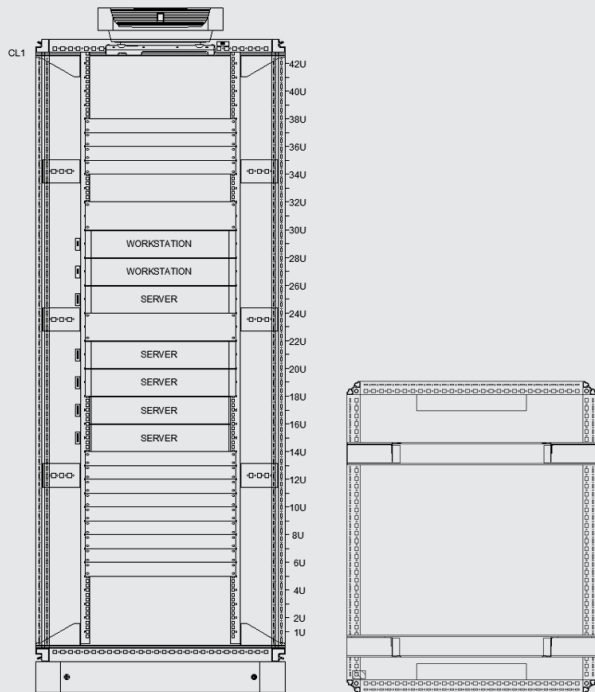
- Blank Plate
- Fiber Optic Patch Panel
- Emerson Switches (DeltaV, LSN or GSN)
- Printer Switch
- GPS Switch
- Emerson Firewall

Each Switch options will come with cable management panel and 1U blanking plate.

No DeltaV or buyout network equipment and network cables are included in the base model. All DeltaV or buyout network equipment and network cables are to be ordered separately through the Emerson quotation tools.

NK-CAB-800FR-SRV	
Dimensions	800mm (W) x 1000mm (D) x 2000mm (H) + 100mm Plinth
Access	Front & Rear Access – Solid Door as per specified option, Push Button and Lock Insert
Protection Category	IP42 for Solid Door and IP20 for Vented Door
Approximate Weight	~150 kg (Empty Cabinet)
Color	Cabinet RAL7035, Plinth RAL7022
Temperature Monitoring	Thermostat for Cabinet High Temperature alarm (Recommended Set Point: 30°C)
Cabinet Fan	Continuous run
Other	19" frame, grounding bar, wiring plan pocket, lifting eye bolts on top, bottom cable entry, removable gland plate
Environmental Specifications	Equipment/rack room installation – HVAC Controlled, recommended ambient temperature 20°C
Certifications	None
Input Power	Primary, Secondary and Utility 230 VAC/110 VAC
Internal Power Distribution	AC Distribution through primary and secondary power distribution with Primary and secondary PDUs for powering the equipment. AC Distribution through utility for powering cabinet light, fan, and utility socket
Control Network Equipment	DeltaV workstations and servers available for configuration

Example Layout and Installed Equipment:



Front View

Top View

9 height slots available for configuration each taking 2 U space.

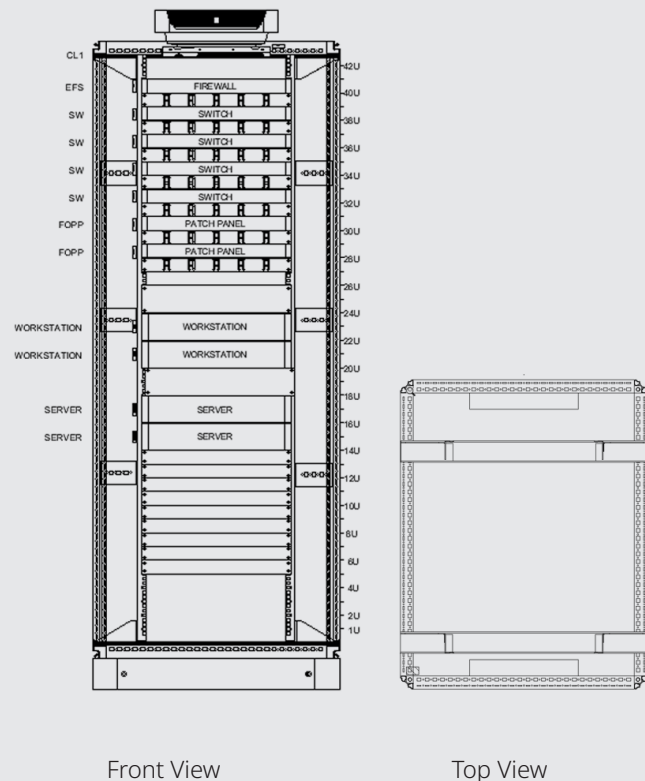
Possible Options:

- Blank Plate
- Rack Mount Server
- Rack Mount Workstation

No DeltaV or buyout network equipment and network cables are included in the base model. All DeltaV or buyout network equipment and network cables are to be ordered separately through the Emerson quotation tools.

NK-CAB-800FR-NW-SER	
Dimensions	800mm (W) x 1000mm (D) x 2000mm (H) + 100mm Plinth
Access	Front & Rear Access – Solid Door as per specified option, Push Button and Lock Insert
Protection Category	IP42 for Solid Door and IP20 for Vented Door
Approximate Weight	~150 kg (Empty Cabinet)
Color	Cabinet RAL7035, Plinth RAL7022
Temperature Monitoring	Thermostat for Cabinet High Temperature alarm (Recommended Set Point: 30°C)
Cabinet Fan	Continuous run
Other	19" frame, grounding bar, wiring plan pocket, lifting eye bolts on top, bottom cable entry, removable gland plate
Environmental Specifications	Equipment/rack room installation – HVAC Controlled, recommended ambient temperature 20°C
Certifications	None
Input Power	Primary, Secondary and Utility 230 VAC/110 VAC
Internal Power Distribution	AC Distribution through primary and secondary power distribution with Primary and secondary PDUs for powering the equipment. AC Distribution through utility for powering cabinet light, fan, and utility socket
Control Network Equipment	DeltaV workstations, servers and various DeltaV network switches available for configuration

Example Layout and Installed Equipment:



6 height slots available for configuration each taking 2 U space.

Possible Options:

- 2U Blank Plate
- Rack Mount Server
- Rack Mount Workstation

7 height slots available for configuration each taking 2 U space.

Possible Options:

- 1U Blank Plate
- Fiber Optic Patch Panel
- Emerson Switches (DeltaV, LSN or GSN)
- Printer Switch
- GPS Switch
- Emerson Firewall

Each Switch options will come with cable management panel.

No DeltaV or buyout network equipment and network cables are included in the base model. All DeltaV or buyout network equipment and network cables are to be ordered separately through the Emerson quotation tools.

Ordering Process

Configure To Order Server and Network Cabinets are pre-engineered solutions developed by Emerson iCenters. The following steps are followed to obtain a CTO Traditional I/O Cabinet:

1. Specify the Server and Network Cabinets Cabinet by selecting the base model and the options required for the project.
2. Based on the specification, you will then receive:
 - A quotation for the fully assembled Cabinet.
 - The detailed specification (drawing package) matching your configuration, including the Bill of Materials.
 - For EU region cabinets user will be able to download PDF of typical drawing package with default options. For any non-default selection, user needs to get it updated from iCenter.
 - For MEA/AP region cabinets user will be able to download CAD + PDF of typical drawing package with default options. For any non-default selection, user needs to update the drawing package or can get it updated from iCenter.
 - For NA, user should share the generated specification sheet from the Cabinet configuration tool (CCT) with iCenter St. Louis. Based on the selected options, iCenter will provide the drawing package (PDF or AutoCAD).
3. Approve the drawing package for construction.
4. Order the Server and Network Cabinets Cabinet as per provided quotation and approved drawings.
5. The Server and Network Cabinets Cabinet is assembled, factory tested and delivered to site. The delivery includes the as-built drawing package (AutoCAD).

For questions related to specific project quotations or order processing, please contact your local Emerson Sales office or your regional Emerson assembly center:

For US/Canada St. Louis iCenter:

iCenterSTL.Quotes@Emerson.com

For Europe Cluj iCenter:

Cabinets.Quotes@Emerson.com

For Asia Pacific, Middle East, and Africa iCenter:

rfq_icenter.nsk@Emerson.com

Project Customizations

“...What if a CTO Cabinet is 90% what I need, but I really need my Cabinet to have...”

For any customizations as a variation or addition to the standard CTO offering can often be developed in such a way that the additional effort is incremental.

In case your project would require a customer witnessed Factory Acceptance Test, this can also be accommodated.

Please work with your local Emerson Sales office or regional Emerson assembly center to evaluate any impacts of requested customizations to cost, delivery time and certifications.

Related Products

Below listed products needs to be ordered separately -

- DeltaV Servers
- DeltaV Workstations
- DeltaV and DeltaV SIS Network Switches
- FOPP, Printer Network Switches and GPS

©2024, Emerson. All rights reserved.

The Emerson logo is a trademark and service mark of Emerson Electric Co. The DeltaV logo is a mark of one of the Emerson family of companies. All other marks are the property of their respective owners.

The contents of this publication are presented for informational purposes only, and while diligent efforts were made to ensure their accuracy, they are not to be construed as warranties or guarantees, express or implied, regarding the products or services described herein or their use or applicability. All sales are governed by our terms and conditions, which are available on request. We reserve the right to modify or improve the designs or specifications of our products at any time without notice.

Contact Us

 www.emerson.com/contactus