GENERAL NOTES (UNLESS OTHERWISE SPECIFIED)

REVISIONS						
REV	ECN	DESCRIPTION OF CHANGE	DRAWN	CHKD	APVD	DATE

Transmitter:

3700

3700
IS TERMINAL
(BLUE)

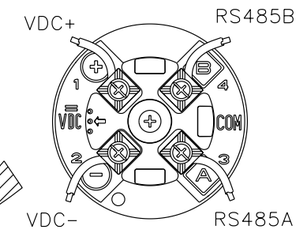

4-WIRE IS Cable
1000 ft [300 m]
(maximum cable length)

CUSTOMER SUPPLIED CABLE
MAXIMUM LENGTH:
1000 ft (300m) OF 18 AWG(0.8 mm²)
300 ft (100m) OF 22 AWG(0.35 mm²)

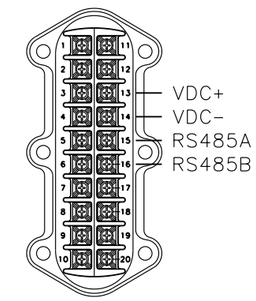

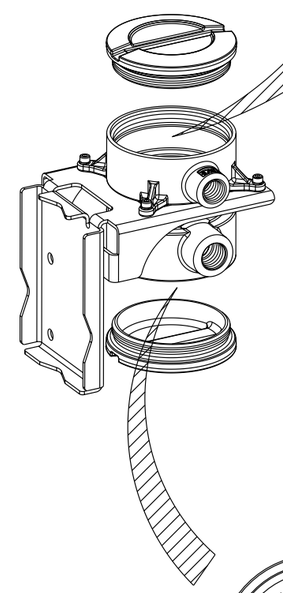

9-WIRE Remote Core Processor
(supplied with transmitter)

Sensor Terminals:

DT065
DT100
DT150

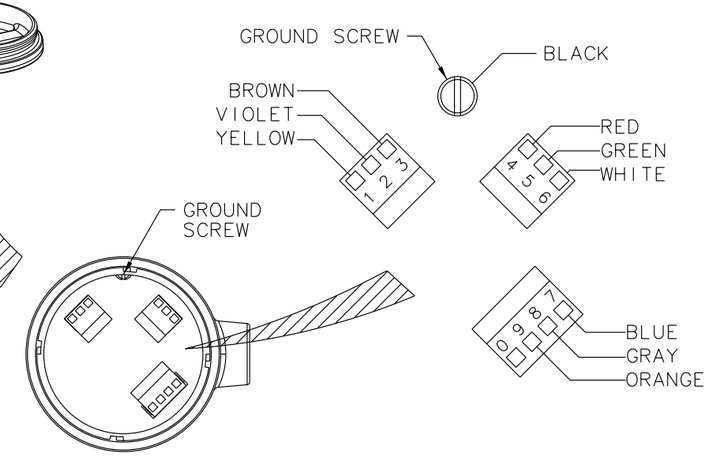

DT Sensor Wire Terminations to IS Cable	
DT Sensor Wire #	IS Cable Color
1	Brown
2	Red
3	Orange
4	Yellow
5	Green
6	Blue
7	Violet
8	Gray
9	White

9-WIRE IS Cable
60 ft [18 m]
(maximum cable length)

NOTE:
Prepare IS Cable per the instructions provided with the cable.

ITEM	DESCRIPTION	PART OR REF. NO.	MATL. OR MFGR	QTY.

MICRO MOTION, INC.
BOULDER, COLORADO

THIRD ANGLE PROJECTION

WIRING,
DT TO 3700

	NAME	DATE
DRAWN	LLR	12/18/03
CHKD.	JLA	1/5/04
APVD.	JLA	1/5/04

SIZE D | DWG. NO. EW-20001941 | REV. B

SCALE NONE | DO NOT SCALE DRAWING | SHEET 1 OF 1

COPYRIGHT 2005 MICRO MOTION, INC.
ALL RIGHTS RESERVED